

# PRE MATCH REPORT



## NEW ZEALAND - SOUTH AFRICA

06 September 2025  
The Rugby Championship  
Eden Park

THE RUGBY  
CHAMPIONSHIP



## New Zealand vs South Africa

2025 The Rugby Championship



### Opta Facts

- South Africa are on a four-game winning streak against New Zealand in men's Tests, holding them to 12 points or fewer in three of those wins; indeed, only once have they enjoyed a longer run of consecutive wins against the All Blacks (6 games from 1937 to 1949).
- New Zealand have won nine of their last 11 men's Tests against South Africa in New Zealand (D1 L1), holding the Springboks to 20 points or fewer in all but one of those games; in fact, they are unbeaten against the Springboks in Auckland since 1937, picking up eight wins and one draw against them there since.
- New Zealand will be aiming to avoid back-to-back defeats in men's Tests for the first time since September 2024 after losing 23-29 to Argentina in Round 2 of The Rugby Championship 2025; in fact, each of their last two defeats have come after they had not trailed at half-time on the day.
- New Zealand are undefeated across their last 59 men's Tests in Auckland (W57 D2) including wins in each of their last 13 games there; indeed, they've conceded an average of just 12.1 points per game across those last 13 Auckland fixtures.
- South Africa have won 10 of their last 11 men's Tests outside South Africa including their last three in a row and haven't conceded 30 points in an away Test since a 20-35 loss to New Zealand at Mt Smart Stadium in July 2023.
- New Zealand have made 42% of their tackles at hip or leg height in The Rugby Championship 2025, the highest rate of any team in the tournament, while South Africa's 20 offloads after the first two rounds are at least seven more than any other team.
- South Africa have played the ball wider than first receiver on 27% of their total plays at The Rugby Championship 2025 which is the highest rate of any team with Manie Libbok's nine passes from second receiver more than any other player.
- New Zealand duo Fabian Holland (32) and Scott Barrett (32) are two of only three players to have made 30+ tackles across the first two rounds of The Rugby Championship 2025 (also Fraser McReight, 38); though, teammates Jordie Barrett (8) and Finlay Christie (6) are the only players to have missed more than five tackles.
- Ardie Savea (New Zealand) is set to play his 100th Test with 43 of his previous 99 Tests coming in The Rugby Championship; though, he hasn't scored a try against South Africa since October 2021, finishing seven games without a try against them since then.
- Malcolm Marx (South Africa) has scored one try in three of his last four Tests against New Zealand but has scored only one try across his last seven Tests overall; indeed, his five career tries against New Zealand are his joint-most against any opponent (5 vs Australia).

## Last Match Details

### New Zealand

### The Rugby Championship v Argentina (23/08/2025) 29-23 (L)

#	Player	Minutes	Points	Tries	Ball Carries	Kicks	Successful Tackles	Cards
15	Will Jordan	70	0	0	7	0	4	1
14	Sevu Reece	73	0	0	4	2	9	1
13	Billy Proctor	60	5	1	5	1	7	0
12	Jordie Barrett	80	0	0	4	2	9	0
11	Rieko Ioane	80	0	0	2	0	3	0
10	Beauden Barrett	56	3	0	4	5	6	0
9	Cortez Ratima	18	0	0	2	2	6	0
1	Ethan de Groot	41	0	0	3	0	11	0
2	Codie Taylor	52	0	0	5	0	10	0
3	Fletcher Newell	56	5	1	4	0	11	0
4	Scott Barrett	80	0	0	7	0	21	0
5	Fabian Holland	69	0	0	2	0	19	0
6	Tupou Vaa'i	69	0	0	3	0	11	1
7	Ardie Savea	80	0	0	9	0	11	0
8	Simon Parker	52	0	0	4	0	20	0
16	Samisoni Taukei'aho	28	5	1	5	0	3	0
17	Tamaiti Williams	39	0	0	3	0	2	0
18	Pasilio Tosi	24	0	0	0	0	5	0
19	Josh Lord	11	0	0	1	0	2	0
20	Wallace Sititi	28	0	0	3	0	6	0
21	Finlay Christie	62	0	0	1	4	8	0
22	Quinn Tupaea	20	0	0	1	0	0	0
23	Damian McKenzie	24	5	0	4	2	1	0
<b>Team Total</b>		-	<b>23</b>	<b>3</b>	<b>83</b>	<b>18</b>	<b>185</b>	<b>3</b>

### South Africa

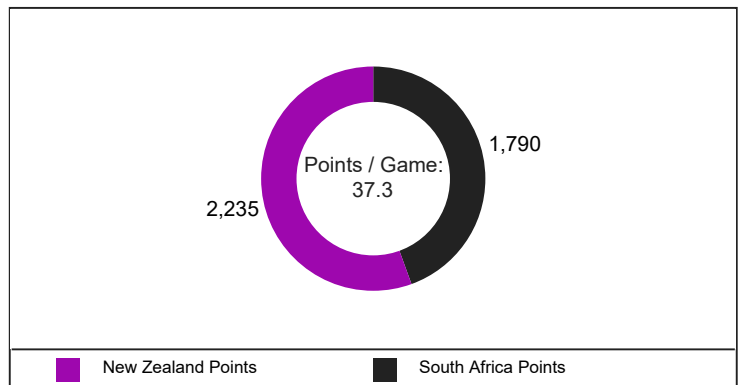
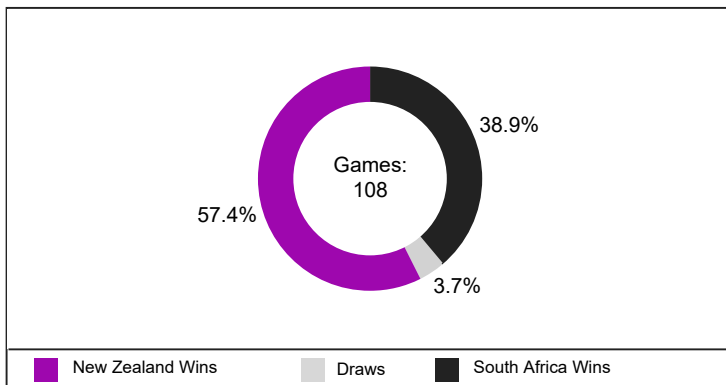
### The Rugby Championship v Australia (23/08/2025) 30-22 (W)

#	Player	Minutes	Points	Tries	Ball Carries	Kicks	Successful Tackles	Cards
15	Aphelele Fassi	79	0	0	7	6	1	1
14	Canan Moodie	54	5	1	1	1	5	0
13	Jesse Kriel	80	0	0	3	1	5	0
12	Damian de Allende	80	0	0	7	1	14	0
11	Cheslin Kolbe	80	0	0	9	4	5	0
10	Handre Pollard	80	15	0	8	10	4	0
9	Grant Williams	61	0	0	3	9	6	0
1	Ox Nche	71	0	0	3	0	10	0
2	Malcolm Marx	78	0	0	5	0	7	0
3	Thomas du Toit	64	0	0	6	0	8	0
4	RG Snyman	45	0	0	3	0	4	0
5	Ruan Nortje	45	0	0	3	0	8	0
6	Marco van Staden	80	0	0	8	0	7	0
7	Franco Mostert	67	0	0	2	0	7	0
8	Kwagga Smith	80	5	1	6	0	14	0
16	Marnus van der Merwe	2	0	0	0	0	0	0
17	Boan Venter	9	0	0	3	0	0	0
18	Wilco Louw	16	0	0	0	0	3	0
19	Eben Etzebeth	35	5	1	6	0	6	0
20	Lood de Jager	35	0	0	3	0	7	0
21	Andre Esterhuizen	13	0	0	1	0	2	0
22	Cobus Reinach	19	0	0	4	2	1	0
23	Sacha Feinberg-Mngomezulu	26	0	0	4	1	1	0
<b>Team Total</b>		-	<b>30</b>	<b>3</b>	<b>95</b>	<b>35</b>	<b>125</b>	<b>1</b>

## Head To Head

All Time

	Games	New Zealand Wins	Draws	South Africa Wins
Overall:	108	62	4	42
New Zealand at Home:	46	33	3	10
South Africa at Home:	54	25	1	28
Neutral Venue:	8	4	0	4



## LAST 10 MEETINGS

Year	Date	Team	Score	Opposition	Venue	Winner
2024	07/09/2024	New Zealand	12-18	South Africa	DHL Stadium	South Africa
2024	31/08/2024	New Zealand	27-31	South Africa	Emirates Airline Park	South Africa
2023	28/10/2023	New Zealand	11-12	South Africa	Stade de France	South Africa
2023	25/08/2023	New Zealand	7-35	South Africa	Twickenham	South Africa
2023	15/07/2023	New Zealand	35-20	South Africa	Mt Smart Stadium	New Zealand
2022	13/08/2022	New Zealand	35-23	South Africa	Ellis Park	New Zealand
2022	06/08/2022	New Zealand	10-26	South Africa	Mbombela Stadium	South Africa
2021	02/10/2021	New Zealand	29-31	South Africa	Cbus Super Stadium	South Africa
2021	25/09/2021	New Zealand	19-17	South Africa	Queensland Country Bank Stadium	New Zealand
2019	21/09/2019	New Zealand	23-13	South Africa	Yokohama	New Zealand

# Results

New Zealand								
Date	Opposition	Competition	Where	Result	For	Aga	Tries	Tries Con
23/08/2025	Argentina	The Rugby Championship	A	L	23	29	3	2
16/08/2025	Argentina	The Rugby Championship	A	W	41	24	6	3
19/07/2025	France	International	H	W	29	19	4	1
12/07/2025	France	International	H	W	43	17	6	2
05/07/2025	France	International	H	W	31	27	4	3
23/11/2024	Italy	International	N	W	29	11	4	1
16/11/2024	France	International	A	L	29	30	2	3
08/11/2024	Ireland	International	A	W	23	13	1	1
02/11/2024	England	International	A	W	24	22	3	1
26/10/2024	Japan	International	A	W	64	19	10	3
28/09/2024	Australia	The Rugby Championship	H	W	33	13	5	1
21/09/2024	Australia	The Rugby Championship	A	W	31	28	4	4
07/09/2024	South Africa	The Rugby Championship	A	L	12	18	0	2
31/08/2024	South Africa	The Rugby Championship	A	L	27	31	4	3
17/08/2024	Argentina	The Rugby Championship	H	W	42	10	6	1
10/08/2024	Argentina	The Rugby Championship	H	L	30	38	3	4
20/07/2024	Fiji	International	N	W	47	5	7	1
13/07/2024	England	International	H	W	24	17	2	2
06/07/2024	England	International	H	W	16	15	2	2
<b>Average</b>					<b>31.5</b>	<b>20.3</b>	<b>4.0</b>	<b>2.1</b>

South Africa								
Date	Opposition	Competition	Where	Result	For	Aga	Tries	Tries Con
23/08/2025	Australia	The Rugby Championship	H	W	30	22	3	3
16/08/2025	Australia	The Rugby Championship	H	L	22	38	3	6
19/07/2025	Georgia	International	H	W	55	10	9	1
12/07/2025	Italy	International	H	W	45	0	7	0
05/07/2025	Italy	International	H	W	42	24	6	3
23/11/2024	Wales	International	A	W	45	12	7	2
16/11/2024	England	International	A	W	29	20	4	2
10/11/2024	Scotland	International	A	W	32	15	4	0
28/09/2024	Argentina	The Rugby Championship	H	W	48	7	7	1
21/09/2024	Argentina	The Rugby Championship	A	L	28	29	3	4
07/09/2024	New Zealand	The Rugby Championship	H	W	18	12	2	0
31/08/2024	New Zealand	The Rugby Championship	H	W	31	27	3	4
17/08/2024	Australia	The Rugby Championship	A	W	30	12	4	0
10/08/2024	Australia	The Rugby Championship	A	W	33	7	5	1
20/07/2024	Portugal	International	H	W	64	21	10	3
13/07/2024	Ireland	International	H	L	24	25	0	1
06/07/2024	Ireland	International	H	W	27	20	3	3
22/06/2024	Wales	International	N	W	41	13	5	1
<b>Average</b>					<b>35.8</b>	<b>17.4</b>	<b>4.7</b>	<b>1.9</b>

## Form

### All Competitions

#### New Zealand

Record	Date	Opponent	Comp	Score	Days Since	Games Since
Last Win	16/08/2025	Argentina	The Rugby Championship	41-24	11	1
Last Draw	19/11/2022	England	International	25-25	1,012	31
Last Loss	23/08/2025	Argentina	The Rugby Championship	23-29	4	0

#### South Africa

Record	Date	Opponent	Comp	Score	Days Since	Games Since
Last Win	23/08/2025	Australia	The Rugby Championship	30-22	4	0
Last Draw	27/07/2019	New Zealand	The Rugby Championship	16-16	2,223	67
Last Loss	16/08/2025	Australia	The Rugby Championship	22-38	11	1

## Last Meeting - Statistics

South Africa 18-12 New Zealand (2024-09-07 - The Rugby Championship)

#	Player	Minutes Played	Tries	Points	Ball Carries	Defenders Beaten	Tackles	Tackles - Success	Turnovers Won	Pens Conceded
15	Willie le Roux	69	0	0	7	0	2	1	0	1
14	Canan Moodie	45	0	0	5	1	8	4	0	0
13	Jesse Kriel	80	0	0	6	0	11	10	0	0
12	Damian de Allende	80	0	0	11	2	9	6	1	1
11	Cheslin Kolbe	80	0	0	4	3	6	4	0	0
10	Handre Pollard	52	0	5	9	1	11	8	0	1
9	Grant Williams	59	0	0	3	0	9	3	0	1
1	Ox Nche	54	0	0	6	1	10	5	0	0
2	Bongi Mbonambi	45	0	0	3	0	5	3	0	1
3	Frans Malherbe	52	0	0	3	0	5	4	0	0
4	Eben Etzebeth	80	0	0	9	2	20	14	0	1
5	Ruan Nortje	80	0	0	2	0	19	16	0	1
6	Siya Kolisi	56	1	5	7	0	11	9	1	0
7	Pieter-Steph du Toit	80	0	0	9	1	13	12	0	1
8	Jasper Wiese	42	0	0	9	2	9	5	1	2
16	Malcolm Marx	35	1	5	6	2	4	4	0	0
17	Gerhard Steenekamp	26	0	0	1	0	5	2	0	1
18	Vincent Koch	28	0	0	5	0	4	4	0	1
19	Kwagga Smith	24	0	0	4	1	3	3	0	0
20	Elrigh Louw	28	0	0	6	0	3	2	0	2
21	Jaden Hendrikse	21	0	0	0	0	1	1	0	0
22	Sacha Feinberg-Mngomezulu	28	0	3	4	3	5	2	1	0
23	Lukhanyo Am	35	0	0	3	1	4	4	0	0


#	Player	Minutes	Tries	Points	Ball Carries	Defenders Beaten	Tackles	Tackles - Success	Turnovers Won	Pens Conceded
15	Will Jordan	60	0	0	6	3	2	2	0	0
14	Sevu Reece	69	0	0	6	2	11	5	0	2
13	Rieko Ioane	75	0	0	10	3	9	6	0	0
12	Jordie Barrett	80	0	0	15	4	13	12	0	2
11	Mark Tele'a	50	0	0	5	2	4	4	1	0
10	Damian McKenzie	80	0	12	8	3	6	4	0	1
9	Cortez Ratima	50	0	0	3	0	5	3	1	0
1	Tamaiti Williams	68	0	0	3	1	12	9	0	1
2	Codie Taylor	70	0	0	10	3	12	11	1	0
3	Tyrel Lomax	73	0	0	4	2	18	15	1	3
4	Scott Barrett	80	0	0	4	0	14	11	2	0
5	Tupou Vaa'i	80	0	0	8	2	14	11	1	0
6	Wallace Sititi	59	0	0	12	6	11	8	1	0
7	Sam Cane	80	0	0	5	0	21	13	1	2
8	Ardie Savea	80	0	0	12	4	17	15	1	2
16	Asafo Aumua	10	0	0	0	0	5	5	0	0
17	Ofa Tu'ungafasi	12	0	0	0	0	3	3	0	0
18	Fletcher Newell	5	0	0	0	0	3	3	0	0
19	Sam Darry	0	0	0	0	0	0	0	0	0
20	Luke Jacobson	21	0	0	1	0	10	9	0	0
21	TJ Perenara	30	0	0	0	0	3	2	0	0
22	Anton Lienert-Brown	30	0	0	8	2	5	4	0	0
23	Beauden Barrett	20	0	0	1	0	2	2	0	0

# **Team Analysis**

## **2025 The Rugby Championship**

## Team Analysis - Match Averages

2025 The Rugby Championship

 ALL BLACKS		 SPRINGBOKS	
Rank	Stats	Stats	Rank
1	32.0	Points	26.0 4
1	4.5	Tries	3.0 3
3	61.5%	Goal Kicking %	90.0% 1
4	91.0	Carries	117.0 2
4	592.1	Carry Metres	732.7 2
4	6.5	Opposition 22 Entries	9.5 1
1	4.2	Points / Opp 22 Entry	2.1 4
4	1.5	Line Breaks	9.0 1
4	17.0	Defenders Beaten	18.5 3
4	4.5	Offloads	10.0 1
4	128.5	Passes	159.0 1
3	23.0	Kicks From Hand	26.5 2
1	170.0	Tackles	117.0 4
4	32.5	Missed Tackles	28.0 3
3	84.0%	Tackle %	80.7% 4
2	9.0	Dominant Tackles	10.0 1
3	11.0	Pens Conceded	9.5 2
4	2.5	Yellow Cards	0.5 2
1	0	Red Cards (Total)	0 1
2	4.5	Turnovers Won	4.0 3
3	13.0	Turnovers Conceded	15.0 4
1	89.7%	Lineout Success %	80.0% 4
4	87.5%	Scrum Success %	100.0% 1
1	96.6%	Ruck Success %	96.0% 4
4	41.5%	Gainline Forward %	57.7% 1

Ranking - Best to Worst

All stats are on a per match basis (unless stated otherwise)

# Team Analysis - 22 Entries

2025 The Rugby Championship

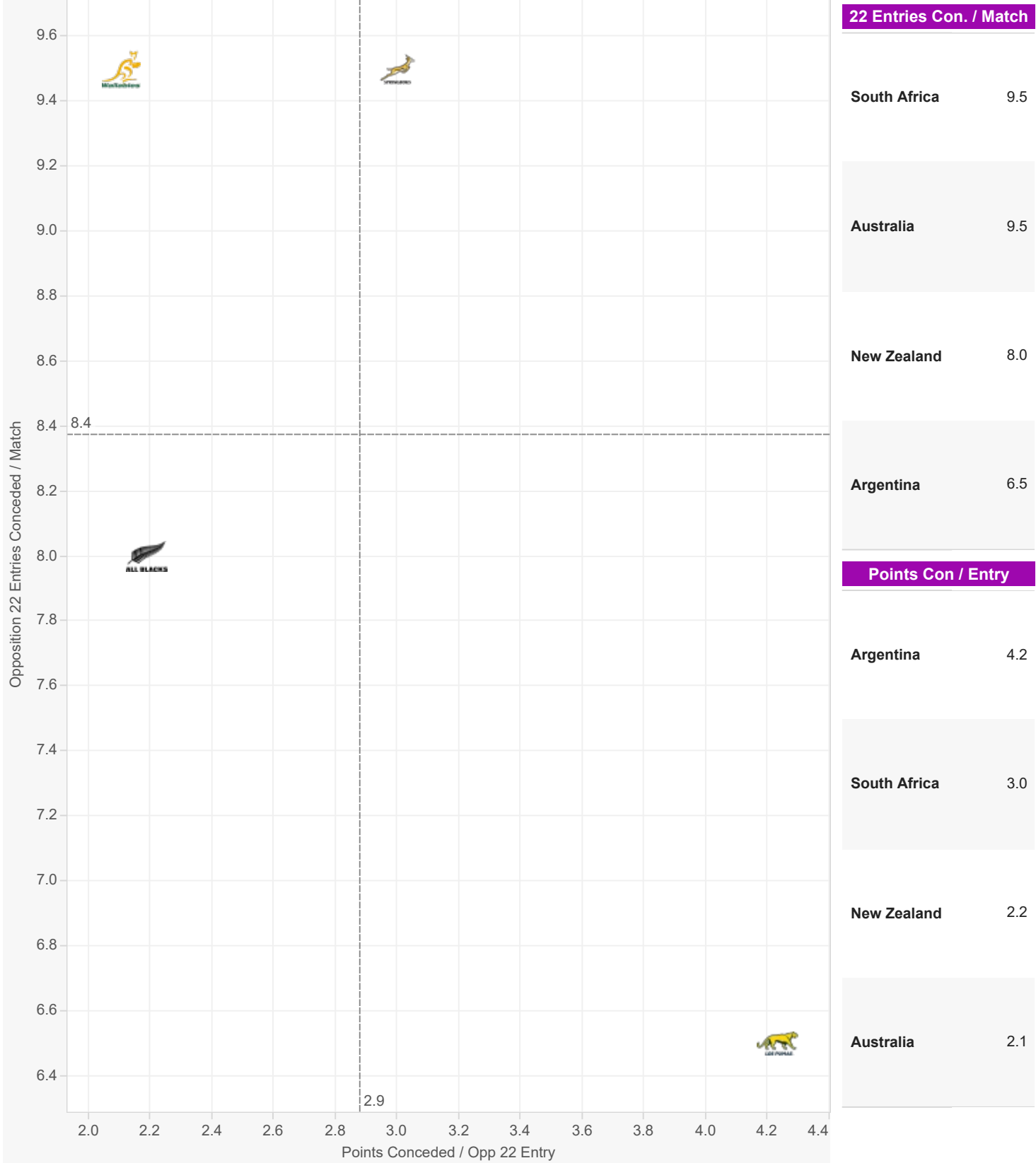
## 22 ENTRIES FOR



# Team Analysis - 22 Entries

2025 The Rugby Championship

## 22 ENTRIES AGAINST



# Team Analysis - Points & Tries

2025 The Rugby Championship

## POINTS PER PERIOD

	SCORED					CONCEDED				
	Total	1'-20'	21'-HT	HT-60'	61'-80'	Total	1'-20'	21'-HT	HT-60'	61'-80'
Argentina	53	13	10	20	10	64	18	26	0	20
Australia	60	7	8	21	24	52	35	7	3	7
New Zealand	64	18	26	0	20	53	13	10	20	10
South Africa	52	35	7	3	7	60	7	8	21	24
<b>Total</b>	<b>229</b>	<b>73</b>	<b>51</b>	<b>44</b>	<b>61</b>	<b>229</b>	<b>73</b>	<b>51</b>	<b>44</b>	<b>61</b>

## TRIES PER PERIOD

	SCORED					CONCEDED				
	Total	1'-20'	21'-HT	HT-60'	61'-80'	Total	1'-20'	21'-HT	HT-60'	61'-80'
Argentina	5	1	1	2	1	9	2	4	0	3
Australia	9	1	1	3	4	6	4	1	0	1
New Zealand	9	2	4	0	3	5	1	1	2	1
South Africa	6	4	1	0	1	9	1	1	3	4
<b>Total</b>	<b>29</b>	<b>8</b>	<b>7</b>	<b>5</b>	<b>9</b>	<b>29</b>	<b>8</b>	<b>7</b>	<b>5</b>	<b>9</b>

Max & Min values are highlighted per time-frame/phase/section



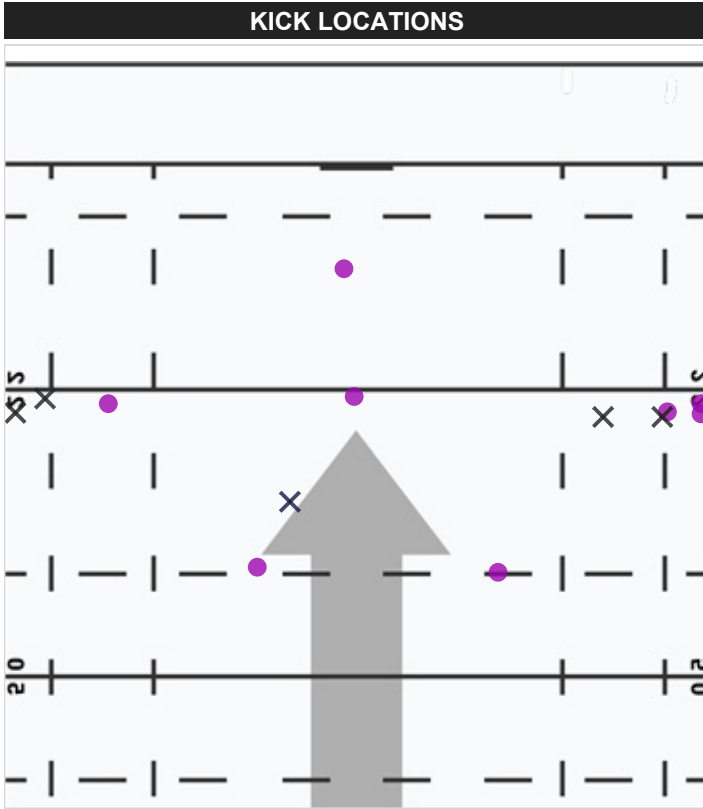
**ALL BLACKS**

# **Team Analysis**

## **New Zealand Statistics**


## Kicking

New Zealand - 2025 The Rugby Championship

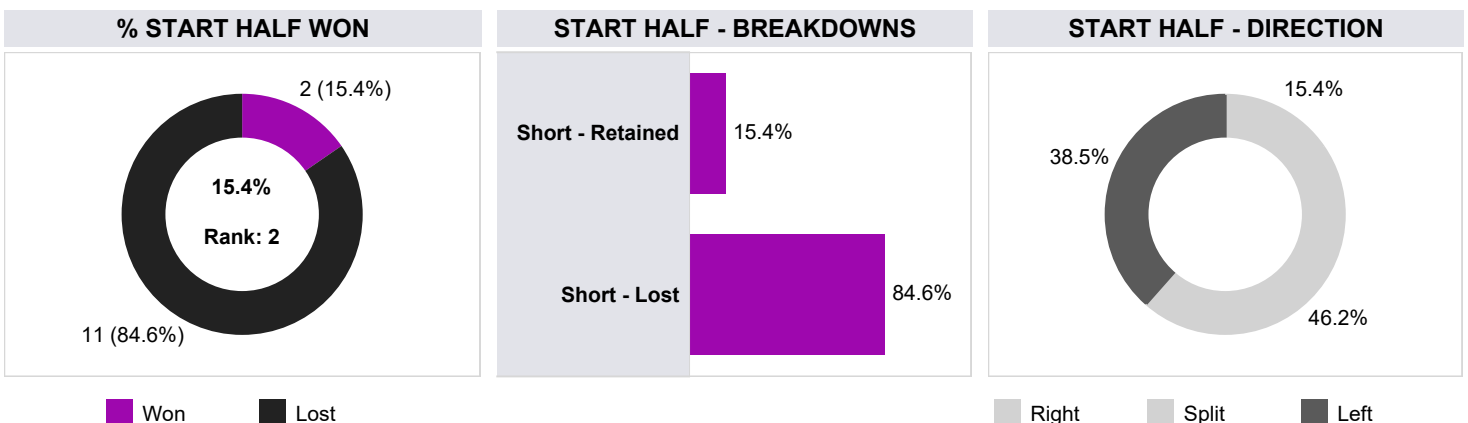


RECENT KICKS AT GOAL				
Opponent	Minute	Player	Pts Gaine..	
Argentina	12	Beauden Barrett	0.11	Pen Made
	21	Beauden Barrett	-1.08	Conv Missed
	27	Beauden Barrett	-0.91	Conv Missed
	45	Beauden Barrett	-2.61	Pen Missed
	69	Damian McKenzie	0.86	Conv Made
	81	Damian McKenzie	0.71	Pen Made
Argentina	4	Beauden Barrett	0.97	Pen Made
	10	Beauden Barrett	1.08	Conv Made
	25	Beauden Barrett	0.03	Conv Made
	38	Beauden Barrett	0.63	Conv Made
	44	Beauden Barrett	1.09	Conv Made
	70	Beauden Barrett	-1.37	Conv Missed
	75	Beauden Barrett	-1.10	Conv Missed
France	23	Damian McKenzie	0.16	Conv Made
	31	Damian McKenzie	0.11	Pen Made
	44	Damian McKenzie	0.15	Conv Made
	60	Damian McKenzie	-0.97	Conv Missed
	77	Damian McKenzie	0.09	Conv Made
France	8	Beauden Barrett	0.06	Pen Made
	15	Beauden Barrett	0.52	Conv Made
<b>Overall Points Gained</b>			<b>10.04</b>	

### KICKS AT GOAL



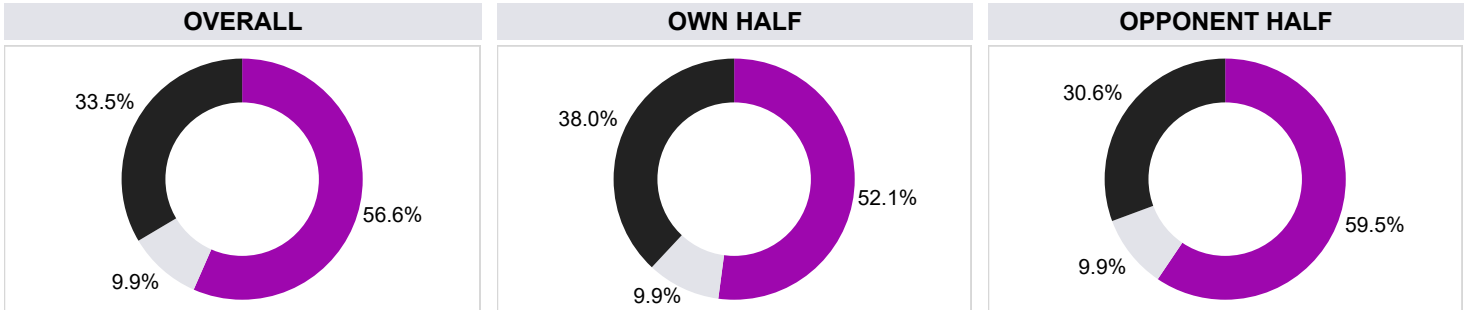
Ranks across total successful kicks



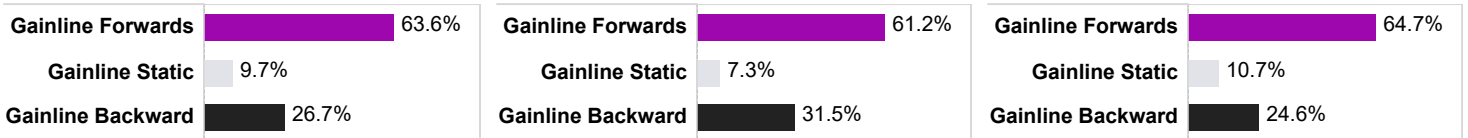
## Collisions

New Zealand - 2025 The Rugby Championship

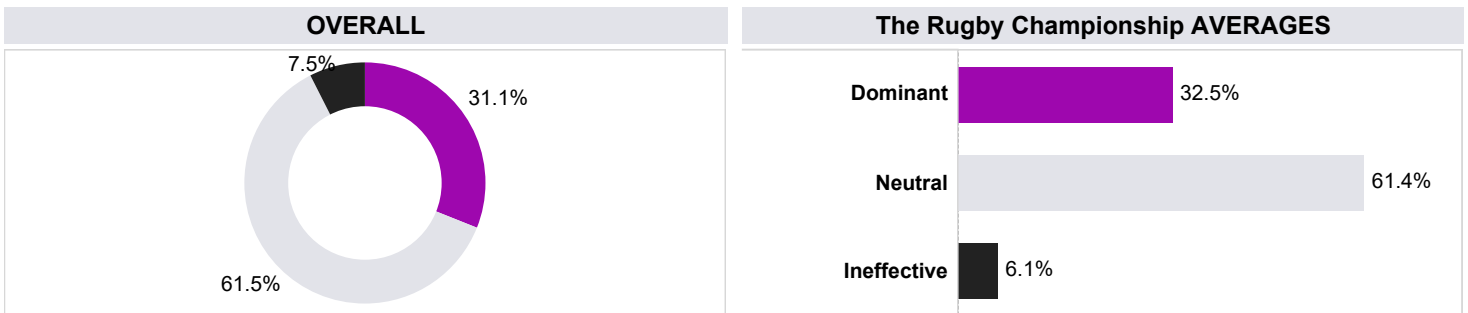
### GAINLINE SUCCESS



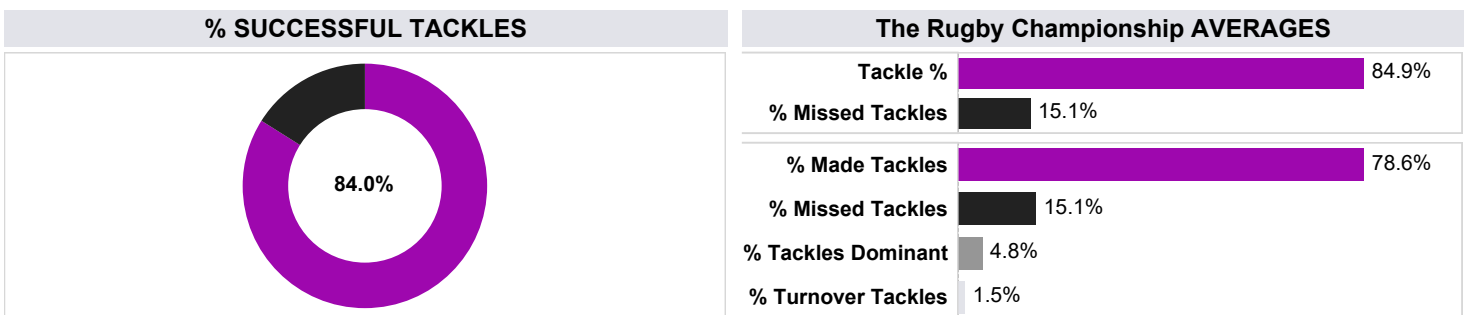
### The Rugby Championship AVERAGES



### CARRIES INTO CONTACT



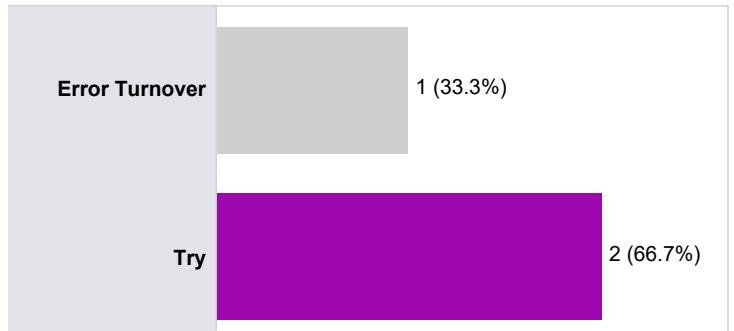
### TACKLES



### CARRIES & BREAKS

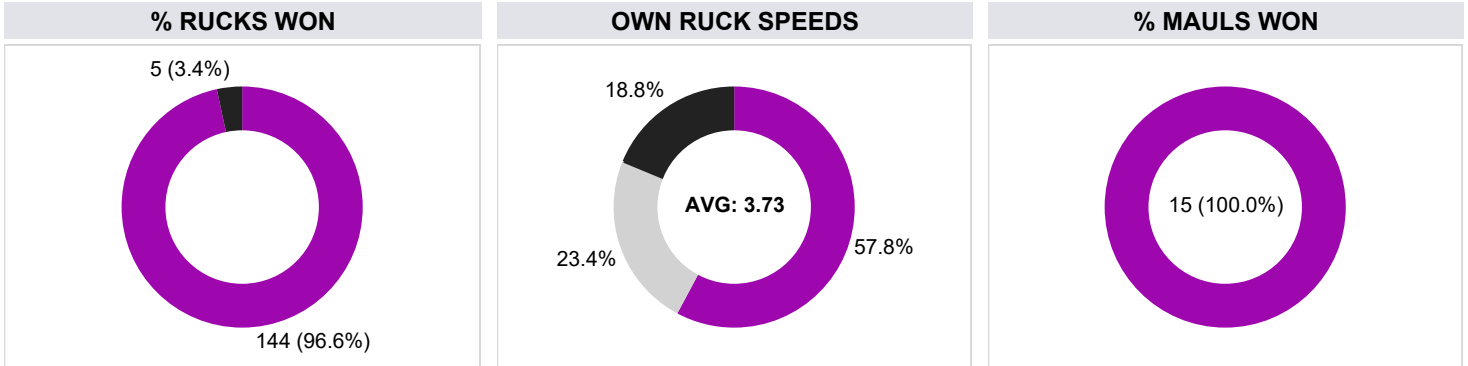
Line Breaks	3
Line breaks / match	1.5
Defenders Beaten	34
Defenders Beaten / match	17.0
Ball Carries	182.0
Carries / Match	91.0

### LINE BREAK OUTCOMES

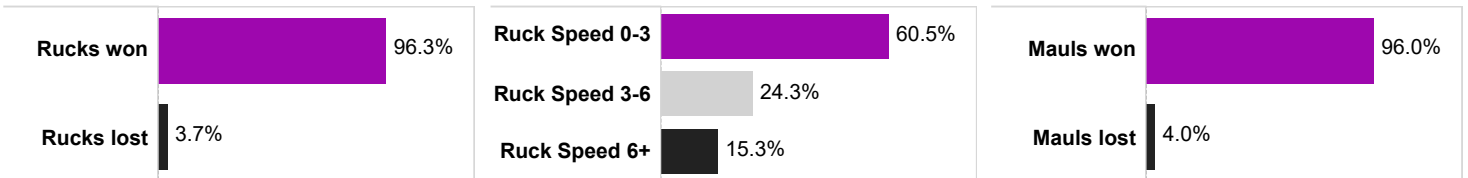


## Breakdown

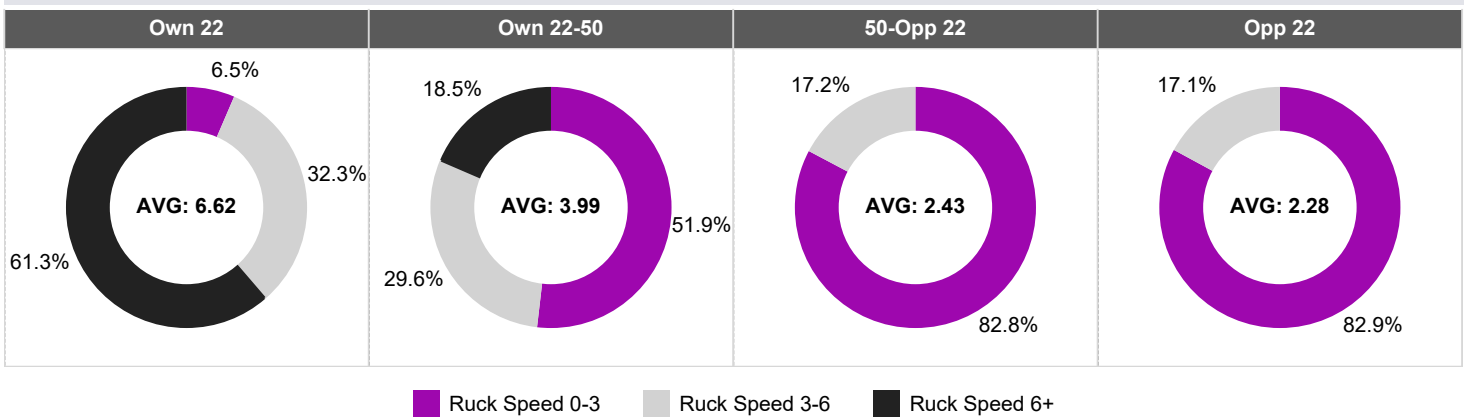
New Zealand - 2025 The Rugby Championship



### The Rugby Championship AVERAGES



### RUCK SPEEDS - LOCATIONS

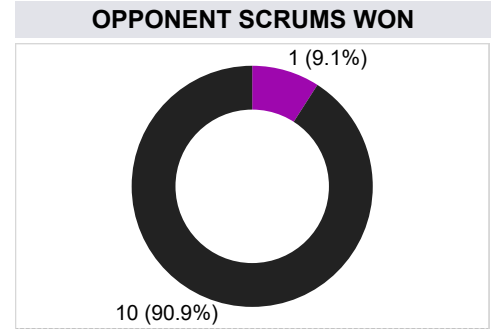
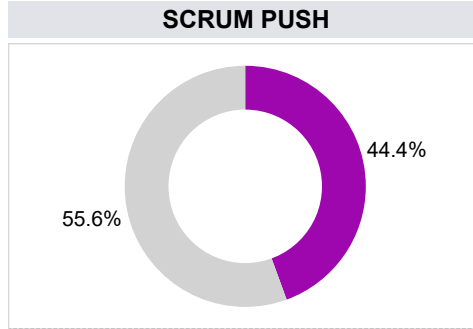
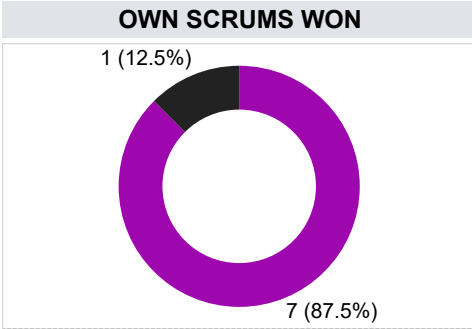


Attacking Breakdown Arrivals			Defensive Breakdown Arrivals			Breakdown Steals		
1	Tupou Vaa'i	36	1	Ardie Savea	17	1	Ardie Savea	2
2	Fabian Holland	33	2	Fabian Holland	15	2	Finlay Christie	1
3	Du'Plessis Kirifi	28	3	Du'Plessis Kirifi	12	3	Will Jordan	1
4	Scott Barrett	24	4	Fletcher Newell	10			
5	Pasilio Tosi	22	5	Sevu Reece	10			
							<b>Team Total</b>	<b>4</b>

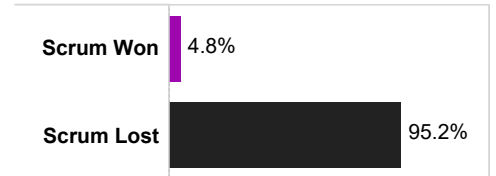
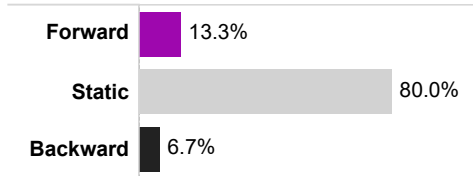
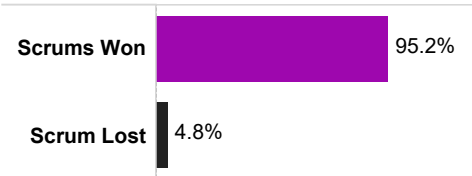
## Set Piece

New Zealand - 2025 The Rugby Championship

### SCRUMS



### The Rugby Championship AVERAGES



#### OWN SCRUMS

Scrum Won	Scrum Reset Retained	Scrum Lost
7	1	1

#### OPPONENT SCRUMS

Scrum Won	Scrum Reset Retained	Scrum Lost
1	1	10

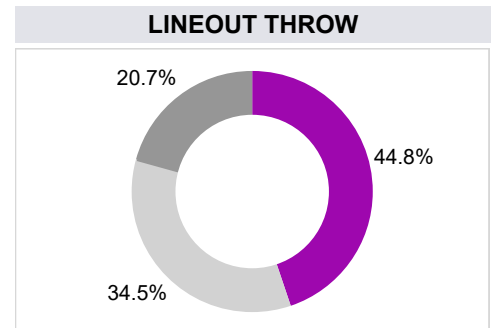
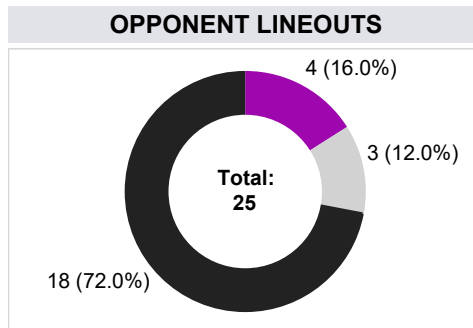
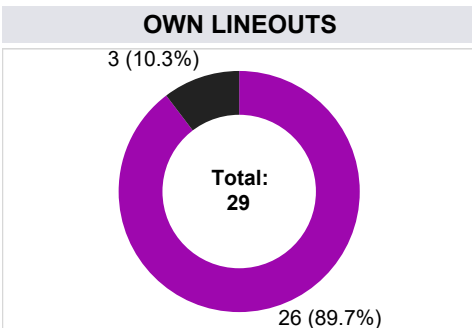
#### OWN SCRUMS WON

	Used	Penalty	Free Kick
Total	5	2	
% of Total	71.4%	28.6%	

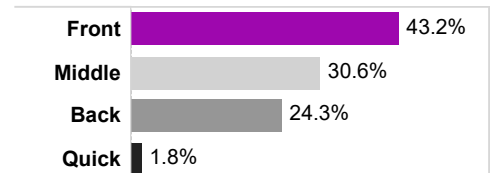
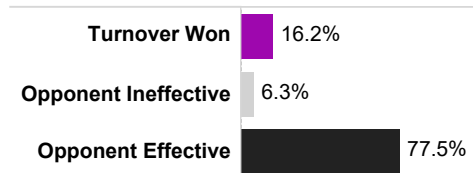
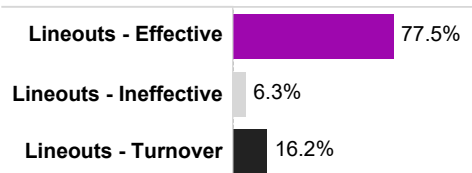
#### OPPONENT SCRUMS WON

	Used	Penalty	Free Kick
Total			1
% of Total			100.0%

### LINEOUTS



### The Rugby Championship AVERAGES

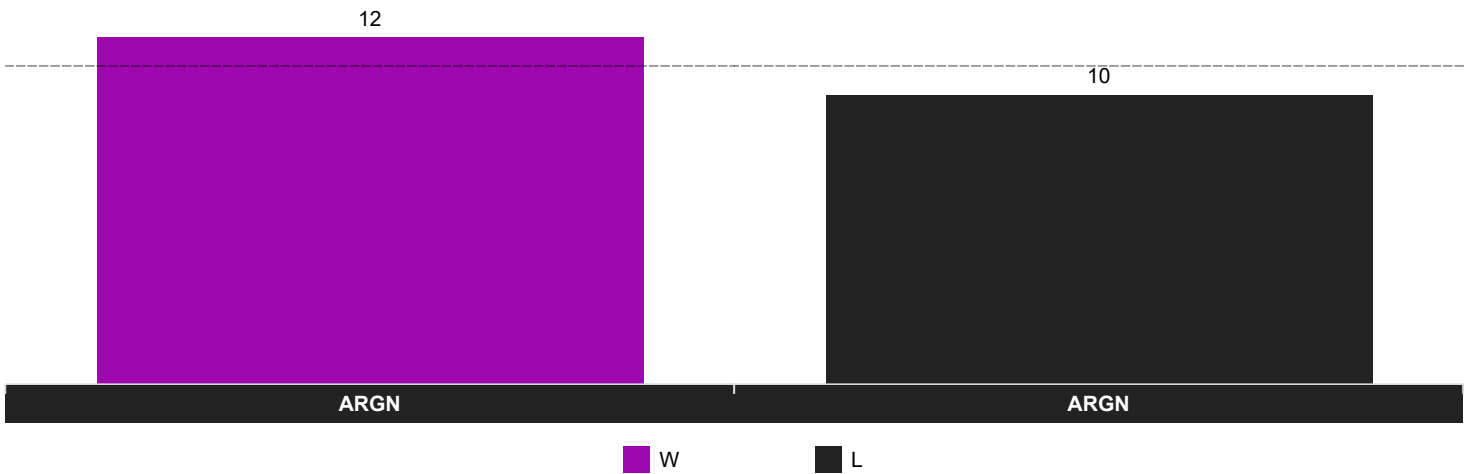


## Discipline

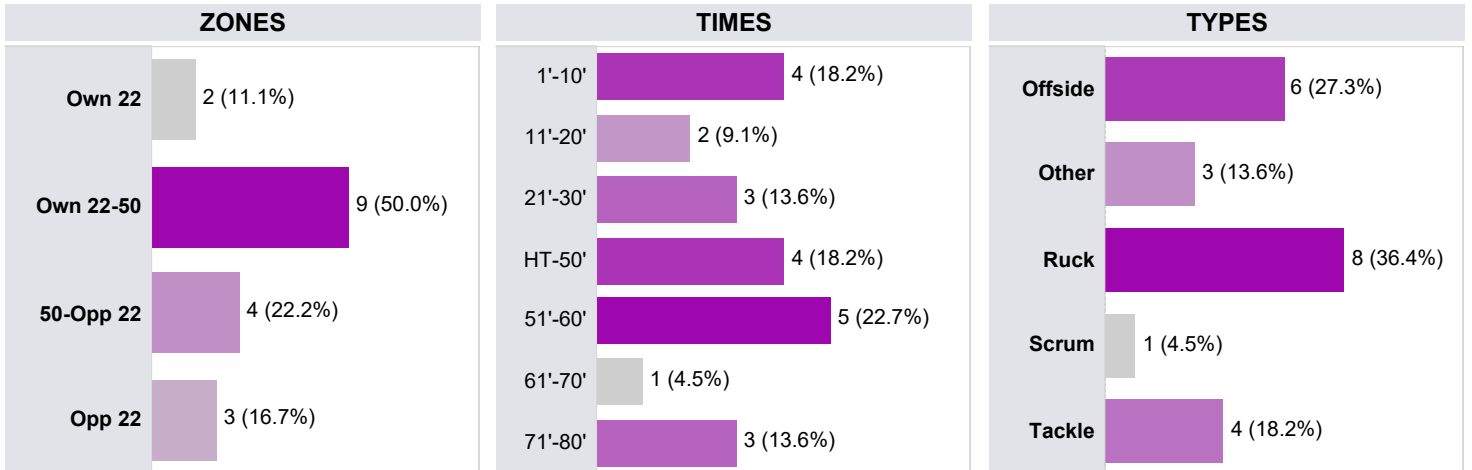
New Zealand - 2025 The Rugby Championship

Statistic	Team	Comp Average
Total penalties conceded / match	11.0	9.5
Yellow cards / match	2.5	0.9
Red cards / match	0.0	0.0

### PENALTIES CONCEDED PER MATCH



### PENALTIES & INFRINGEMENTS



### PLAYER STATISTICS - PER 80 AVERAGES WITH A MINIMUM 40 MINUTES PLAYED

Total penalties conceded		Penalties conceded / 80 minutes		Yellow / Red cards	
1	Billy Proctor	3	2.0	1	Anton Lienert-Brown
2	Jordie Barrett	3	1.9	1	Billy Proctor
3	Sevu Reece	3	1.5	3	Sevu Reece
4	Anton Lienert-Brown	2	1.5	4	Tupou Vaa'i
5	Tupou Vaa'i	2	1.1	5	Will Jordan

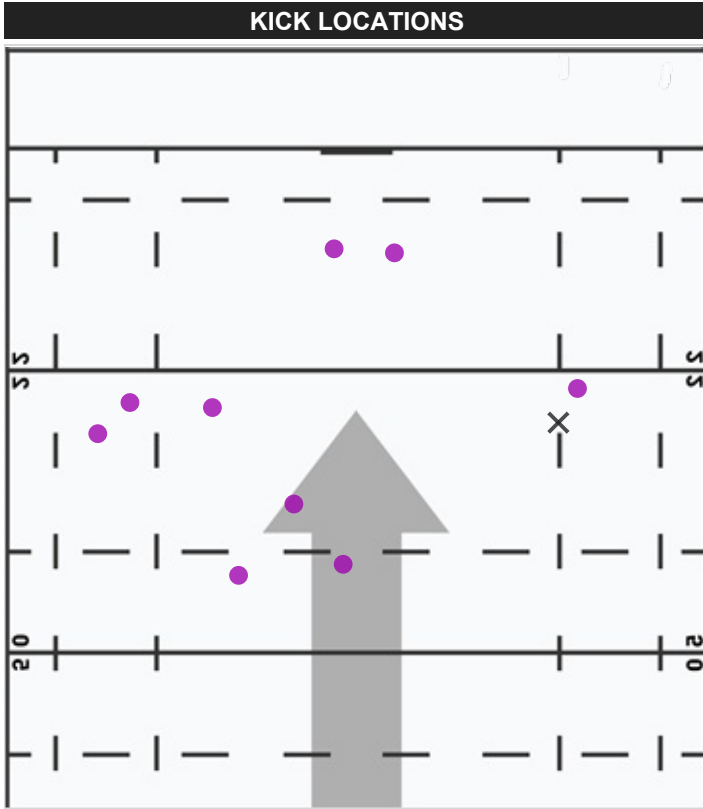


# **TEAM ANALYSIS**

## **South Africa STATISTICS**

## Kicking

South Africa - 2025 The Rugby Championship

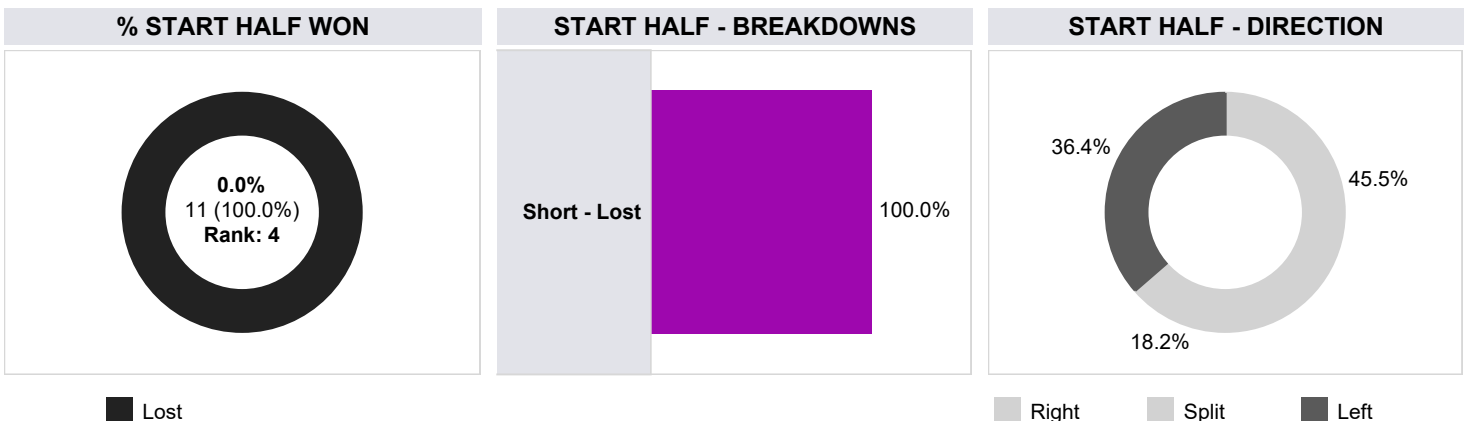


RECENT KICKS AT GOAL				
Opponent	Minute	Player	Pts Gaine..	
Australia	2	Handre Pollard	0.36	Pen Made
	6	Handre Pollard	0.88	Pen Made
	12	Handre Pollard	0.45	Conv Made
	36	Handre Pollard	0.03	Conv Made
	57	Handre Pollard	0.54	Pen Made
	75	Handre Pollard	0.49	Conv Made
Australia	3	Manie Libbok	0.88	Conv Made
	9	Manie Libbok	0.57	Pen Made
	13	Manie Libbok	-1.43	Conv Missed
	19	Manie Libbok	0.05	Conv Made
Georgia	10	Sacha Feinberg-M..	-1.86	Conv Missed
	15	Sacha Feinberg-M..	-1.29	Conv Missed
	20	Sacha Feinberg-M..	-0.78	Conv Missed
	33	Sacha Feinberg-M..	0.76	Conv Made
	48	Sacha Feinberg-M..	-0.94	Conv Missed
	57	Handre Pollard	0.85	Conv Made
	74	Handre Pollard	0.03	Conv Made
	80	Handre Pollard	0.02	Conv Made
	82	Handre Pollard	0.02	Conv Made
Italy	10	Manie Libbok	-1.43	Conv Missed
<b>Overall Points Gained</b>			<b>-7.06</b>	

### KICKS AT GOAL



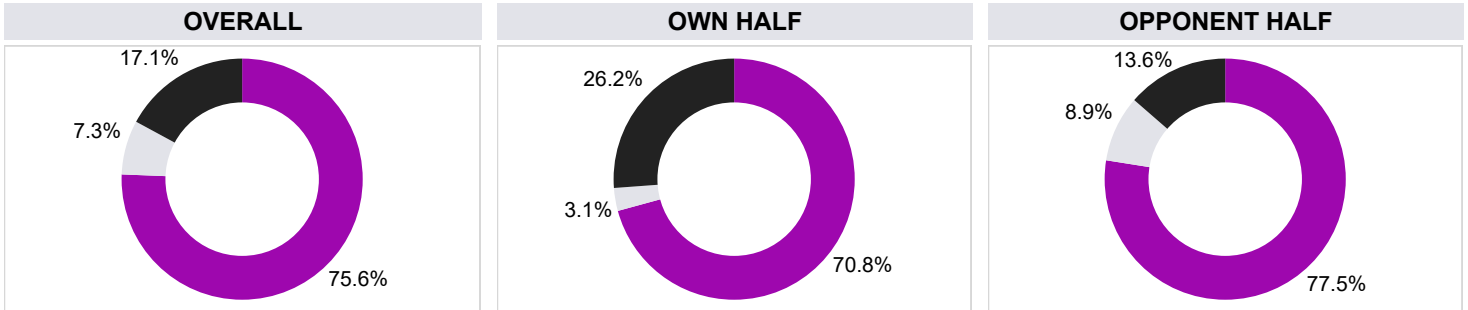
Ranks across total successful kicks



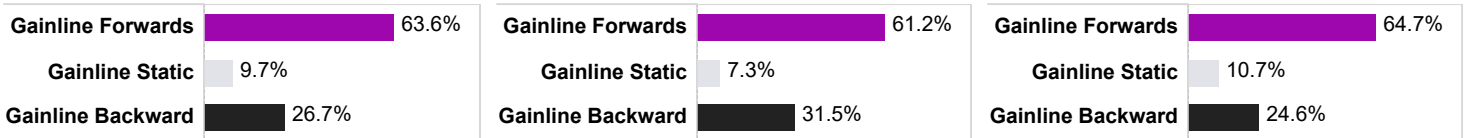
## Collisions

South Africa - 2025 The Rugby Championship

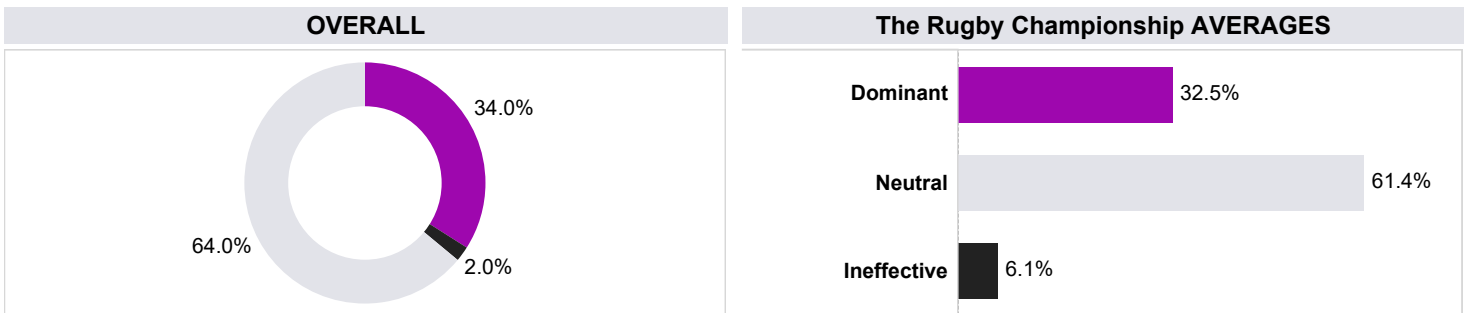
### GAINLINE SUCCESS



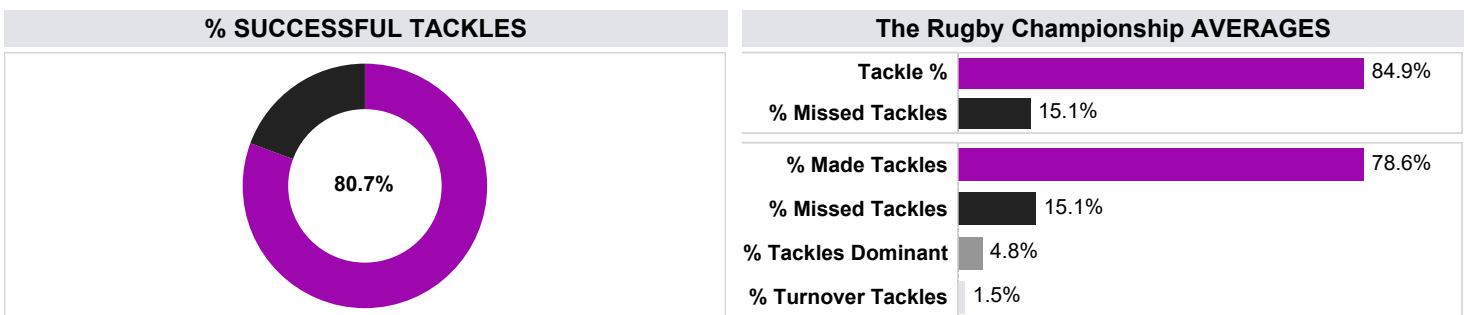
### The Rugby Championship AVERAGES



### CARRIES INTO CONTACT



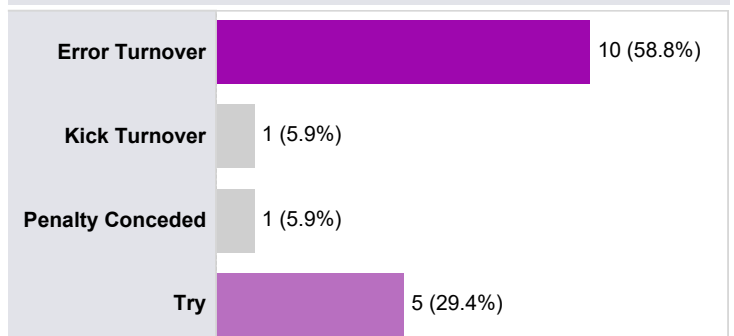
### TACKLES



### CARRIES & BREAKS

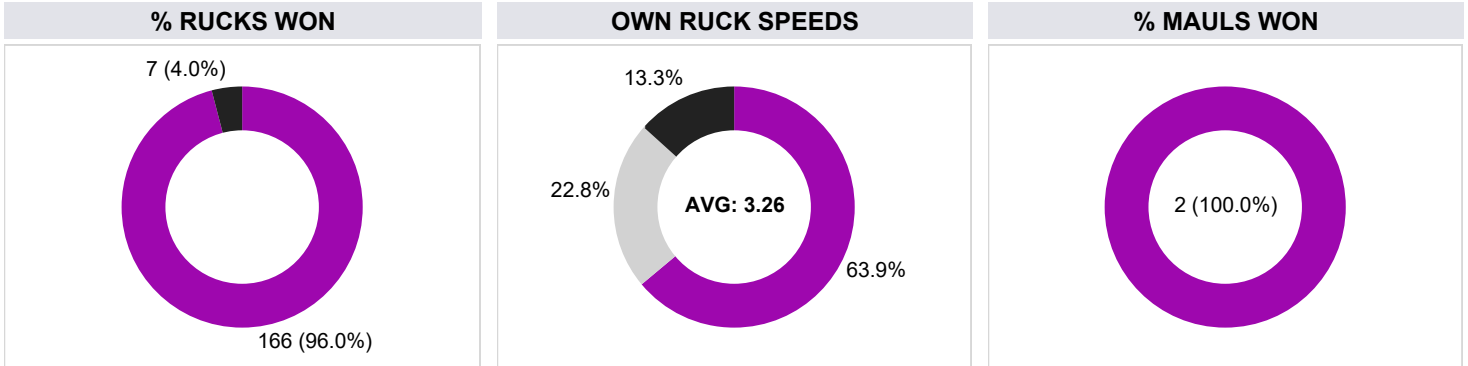
Line Breaks	18
Line breaks / match	9.0
Defenders Beaten	37
Defenders Beaten / match	18.5
Ball Carries	234.0
Carries / Match	117.0

### LINE BREAK OUTCOMES

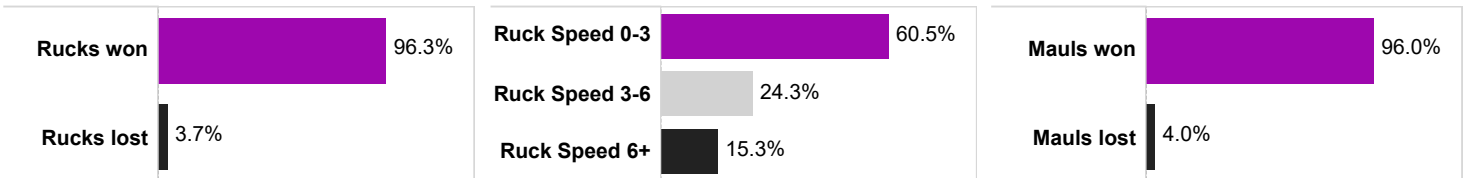


## Breakdown

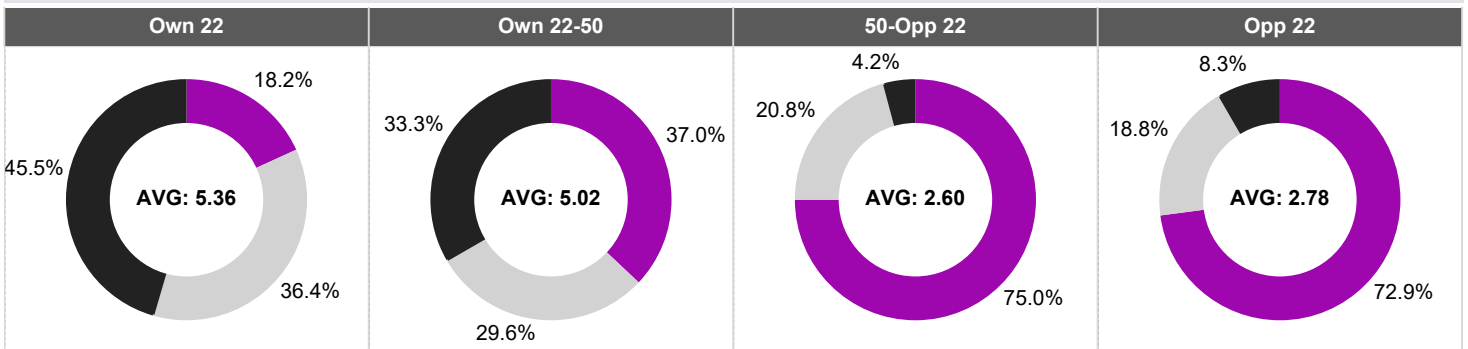
South Africa - 2025 The Rugby Championship



### The Rugby Championship AVERAGES



### RUCK SPEEDS - LOCATIONS



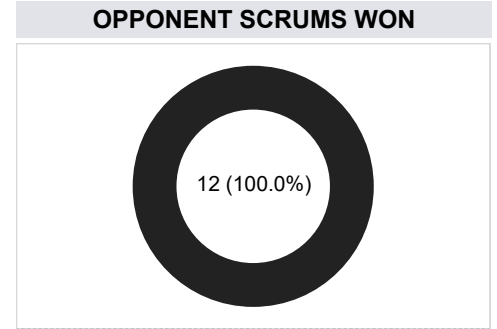
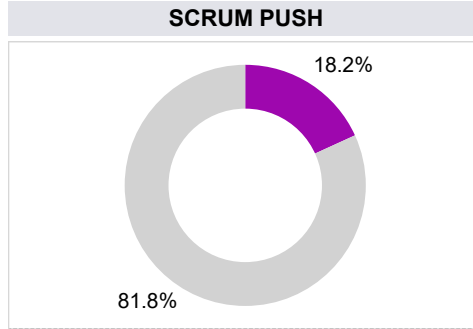
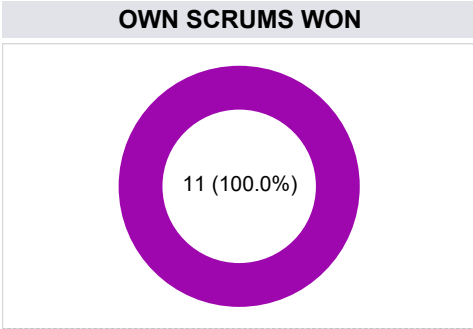
■ Ruck Speed 0-3   
 ■ Ruck Speed 3-6   
 ■ Ruck Speed 6+

Attacking Breakdown Arrivals		Defensive Breakdown Arrivals		Breakdown Steals	
1	Malcolm Marx 42	1	Malcolm Marx 20	1	Malcolm Marx 1
2	Kwagga Smith 35	2	Kwagga Smith 13	2	Marco van Staden 1
3	Ox Nche 32	3	Marco van Staden 12	3	RG Snyman 1
4	Franco Mostert 27	4	Franco Mostert 6	4	Thomas du Toit 1
5	Marco van Staden 24	5	Ox Nche 6	6	<b>Team Total</b> 4

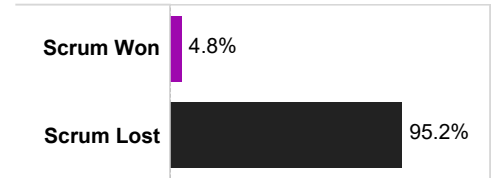
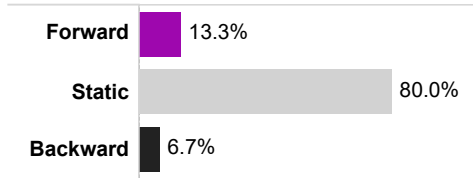
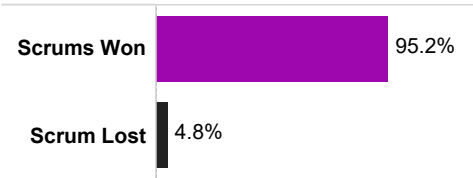
## Set Piece

South Africa - 2025 The Rugby Championship

### SCRUMS



### The Rugby Championship AVERAGES



#### OWN SCRUMS

Scrum Won	Scrum Reset Retained	Scrum Lost
7	1	1

#### OPPONENT SCRUMS

Scrum Reset Retained	Scrum Lost
1	12

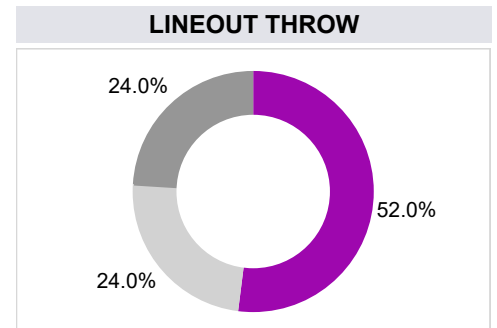
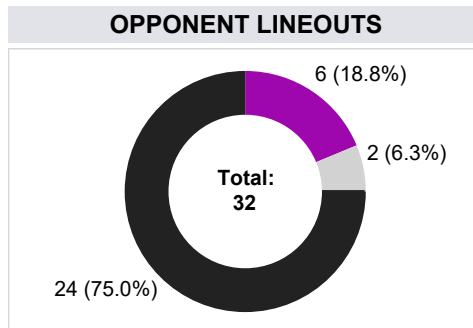
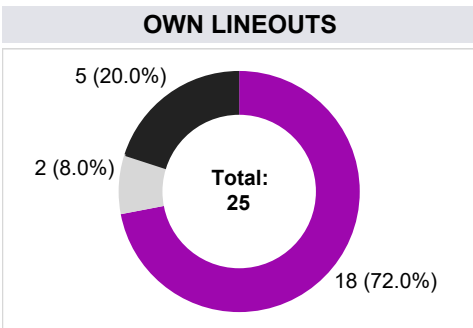
#### OWN SCRUMS WON

	Used	Penalty	Free Kick
Total	8	3	
% of Total	72.7%	27.3%	

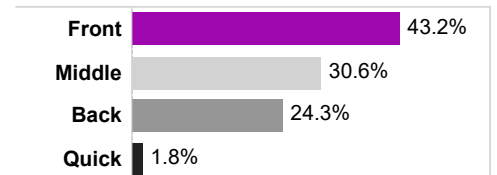
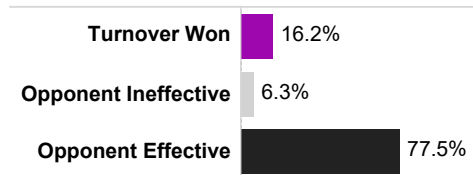
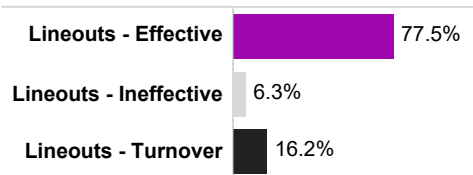
#### OPPONENT SCRUMS WON

	Used	Penalty	Free Kick
Total			
% of Total			

### LINEOUTS



### The Rugby Championship AVERAGES

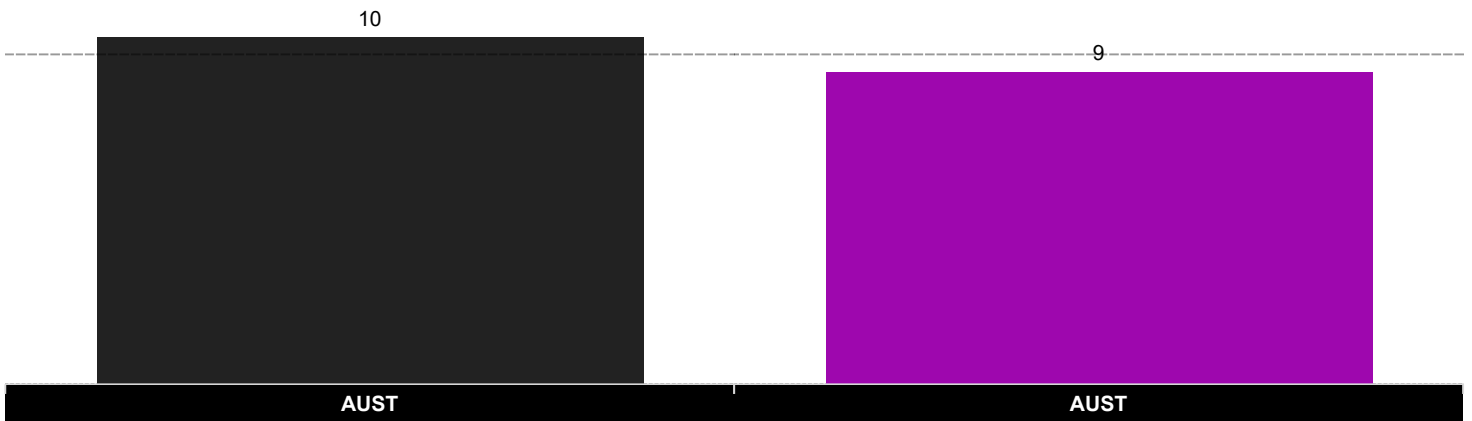


## Discipline

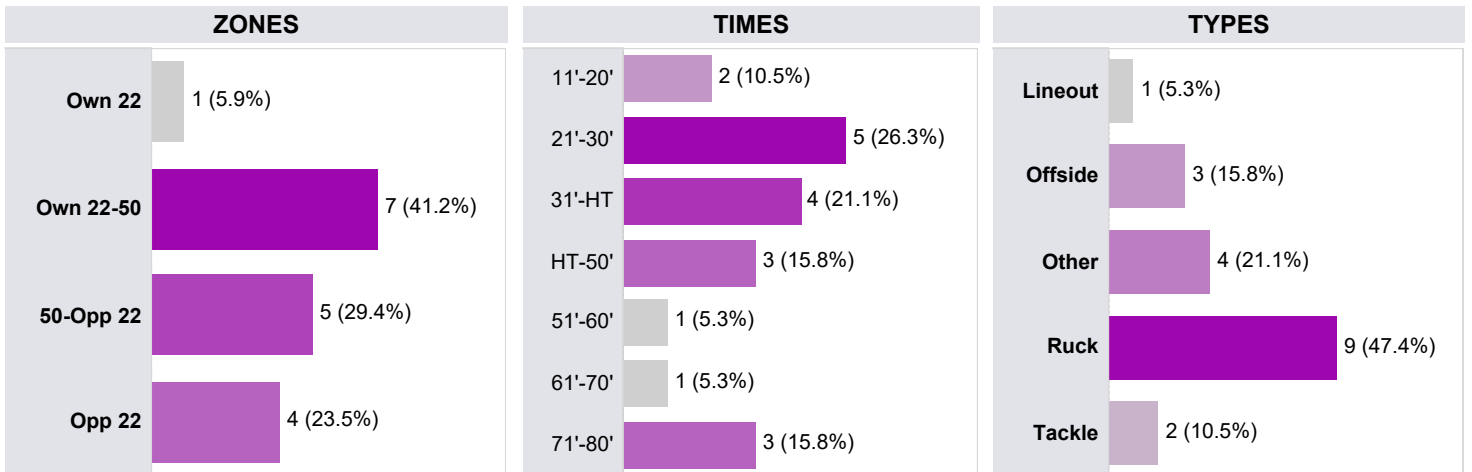
South Africa - 2025 The Rugby Championship

Statistic	Team	Comp Average
Total penalties conceded / match	9.5	9.5
Yellow cards / match	0.5	0.9
Red cards / match	0.0	0.0

### PENALTIES CONCEDED PER MATCH



### PENALTIES & INFRINGEMENTS



### PLAYER STATISTICS - PER 80 AVERAGES WITH A MINIMUM 40 MINUTES PLAYED

Total penalties conceded		Penalties conceded / 80 minutes		Yellow / red cards	
1	Marco van Staden	5	2.7	1	Aphelele Fassi
2	Eben Etzebeth	2	1.8		
3	Kwagga Smith	2	1.4		
4	Malcolm Marx	2	1.4		
5	Aphelele Fassi	1	1.3		

# **Player Stats**

## **2025 The Rugby Championship**

# Appearance Chart - New Zealand

2025 The Rugby Championship

	16/08/25 Argentina	23/08/25 Argentina
B. Barrett	10	10
S. Barrett	4	4
J. Barrett	12	12
F. Christie	s21	s21
E. de Groot	1	1
S. Finau	s20	
F. Holland	5	5
R. Ioane	11	11
W. Jordan	15	15
D. Kirifi	7	
A. Lienert-Brown	s22	
J. Lord		s19
D. McKenzie	s23	s23
F. Newell	3	3*
O. Norris	s17	
S. Parker		8
B. Proctor	13	13*
C. Ratima	9*	9
S. Reece	14**	14
A. Savea	8*	7
W. Sیتی		s20
S. Taukei'aho	s16**	s16*
C. Taylor	2	2
P. Tosi	s18	s18
P. Tuipulotu	s19	
Q. Tupaea		s22
T. Vaa'i	6	6
T. Williams		s17

KEY: Number denotes position, s: substitute, u: unused replacement, \*: try scored

## Appearance Chart - South Africa

2025 The Rugby Championship

	16/08/25 Australia	23/08/25 Australia
K. Arendse	11*	
D. de Allende		12
L. de Jager	5	s20
T. du Toit		3
P. du Toit	7	
A. Esterhuizen	12*	s21
E. Etzebeth	4	s19*
A. Fassi	15	15
S. Feinberg-Mngomezulu		s23
C. Kolbe		11
S. Kolisi	8*	
J. Kriel	13	13
M. Libbok	10	
W. Louw	3	s18
M. Marx	2	2
B. Mbonambi	s16	
C. Moodie	s22	14*
F. Mostert	s19	7
O. Nche	1	1
R. Nortje		5
A. Ntlabakanye	s18	
H. Pollard		10
C. Reinach	s21	s22
K. Smith	s20	8*
R. Snyman		4
E. van der Merwe	14	
M. van der Merwe		s16
M. van Staden	6	6
B. Venter	s17	s17
D. Willemse	s23	
G. Williams	9	9

KEY: Number denotes position, s: substitute, u: unused replacement, \*: try scored

# PRE MATCH REPORT

The Rugby Championship - New Zealand v South Africa



## Player Data - New Zealand

2025 The Rugby Championship

	Games	Starts	Minutes Played	Points	Tries	Ball Carries	Carry Metres	Line Breaks	Defenders Beaten	Passes	Offloads	Turnover Con	Successful Tackles	Missed Tackles	Dominant Tackles	Penalties Conceded	Kicks	Kicking Metres	Lineout Takes	Lineout Steals
B. Barrett	2	2	136	14	0	10	40	0	5	27	1	0	10	3	0	0	15	541	0	0
S. Barrett	2	2	135	0	0	11	53	0	0	9	2	1	32	4	3	1	0	0	4	0
J. Barrett	2	2	160	0	0	8	40	0	0	24	1	4	23	8	0	3	7	216	0	0
F. Christie	2	0	92	0	0	1	0	0	0	74	0	1	9	6	0	0	7	99	0	0
E. de Groot	2	2	91	0	0	5	24	0	0	3	0	0	21	3	1	0	0	0	0	0
S. Finau	1	0	9	0	0	1	7	0	0	0	0	0	0	0	0	0	0	0	0	0
F. Holland	2	2	140	0	0	7	33	0	1	10	0	1	32	5	3	1	0	0	15	0
R. Ioane	2	2	160	0	0	9	60	0	0	2	0	2	7	2	0	1	0	0	0	0
W. Jordan	2	2	150	0	0	13	107	1	3	11	1	5	8	2	1	2	3	93	0	0
D. Kirifi	1	1	80	0	0	7	46	0	1	3	0	0	13	2	1	0	0	0	0	0
A. Lienert-Brown	1	0	7	0	0	0	0	0	0	0	0	0	1	0	0	2	1	46	0	0
J. Lord	1	0	11	0	0	1	5	0	0	2	0	0	2	0	0	0	0	0	1	1
D. McKenzie	2	0	49	5	0	5	42	0	3	5	0	0	3	2	0	0	2	68	0	0
F. Newell	2	2	106	5	1	11	74	0	4	2	0	0	22	3	1	0	0	0	0	0
O. Norris	1	0	30	0	0	3	17	0	0	0	0	0	5	1	0	1	0	0	0	0
S. Parker	1	1	52	0	0	4	54	1	1	1	0	0	20	3	1	1	0	0	0	0
B. Proctor	2	2	118	5	1	9	70	0	2	6	0	2	13	2	1	3	1	82	0	0
C. Ratima	2	2	68	5	1	5	32	0	2	46	1	2	12	0	0	0	7	159	0	0
S. Reece	2	2	128	10	2	13	115	1	3	9	2	2	10	1	2	3	3	119	0	0
A. Savea	2	2	160	5	1	23	153	0	6	12	0	2	24	3	0	1	0	0	0	0
W. Sititi	1	0	28	0	0	3	35	0	3	1	0	1	6	0	1	0	0	0	0	0
S. Taukei'aho	2	0	58	15	3	12	63	0	0	1	0	0	9	0	0	0	0	0	0	0
C. Taylor	2	2	102	0	0	6	27	0	0	4	1	1	19	4	1	1	0	0	0	0
P. Tosi	2	0	54	0	0	3	17	0	0	2	0	0	9	3	0	0	0	0	0	0
P. Tuipulotu	1	0	25	0	0	3	17	0	0	0	0	0	6	2	1	0	0	0	2	1
Q. Tupaea	1	0	20	0	0	1	5	0	0	0	0	0	0	1	0	0	0	0	0	0
T. Vaa'i	2	2	149	0	0	5	29	0	0	9	0	2	22	5	1	2	0	0	4	1
T. Williams	1	0	39	0	0	3	21	0	0	1	0	0	2	0	0	0	0	0	0	0

# PRE MATCH REPORT

The Rugby Championship - New Zealand v South Africa



## Player Data - South Africa

2025 The Rugby Championship

	Games	Starts	Minutes Played	Points	Tries	Ball Carries	Carry Metres	Line Breaks	Defenders Beaten	Passes	Offloads	Turnover Con	Successful Tackles	Missed Tackles	Dominant Tackles	Penalties Conceded	Kicks	Kicking Metres	Lineout Takes	Lineout Steals
K. Arendse	1	1	67	5	1	8	61	3	0	3	0	2	2	0	1	0	0	0	0	0
D. de Allende	1	1	80	0	0	7	43	0	0	6	1	0	14	3	0	0	1	14	0	0
L. de Jager	2	1	80	0	0	10	53	0	0	8	0	0	15	1	2	1	0	0	2	0
T. du Toit	1	1	64	0	0	6	27	0	0	2	1	0	8	0	0	1	0	0	0	0
P. du Toit	1	1	80	0	0	14	87	1	1	7	3	1	6	1	0	0	0	0	1	2
A. Esterhuizen	2	1	93	5	1	11	121	2	2	10	2	2	11	2	1	0	0	0	0	0
E. Etzebeth	2	1	115	5	1	20	99	1	2	20	4	3	22	2	3	2	0	0	6	1
A. Fassi	2	2	130	0	0	17	133	2	4	8	1	3	1	2	0	1	8	140	0	0
S. Feinberg-Mngomezulu	1	0	26	0	0	4	17	0	0	4	1	1	1	0	0	1	1	23	0	0
C. Kolbe	1	1	80	0	0	9	76	0	2	3	0	1	5	3	1	0	4	123	0	0
S. Kolisi	1	1	45	5	1	6	64	1	3	1	1	0	5	0	1	1	0	0	1	0
J. Kriel	2	2	160	0	0	14	109	2	2	11	1	0	10	5	1	1	2	73	0	0
M. Libbok	1	1	80	7	0	3	25	0	0	36	0	2	8	5	0	1	4	85	0	0
W. Louw	2	1	75	0	0	1	4	0	0	4	0	0	8	1	0	0	0	0	0	0
M. Marx	2	2	137	0	0	13	52	0	0	5	0	1	15	4	1	2	1	36	0	0
B. Mbonambi	1	0	21	0	0	0	0	0	0	0	0	0	1	0	0	0	0	0	0	0
C. Moodie	2	1	75	5	1	2	13	1	0	1	0	4	6	2	0	0	1	1	0	0
F. Mostert	2	1	102	0	0	4	17	0	0	7	0	0	12	4	2	0	0	0	3	0
O. Nche	2	2	130	0	0	10	57	0	0	7	0	1	12	1	2	0	0	0	0	0
R. Nortje	1	1	45	0	0	3	20	0	0	2	0	0	8	3	0	0	0	0	1	0
A. Ntlabakanye	1	0	21	0	0	1	2	0	0	0	0	0	4	2	0	0	0	0	0	0
H. Pollard	1	1	80	15	0	8	40	0	2	15	1	0	4	1	0	0	10	252	0	0
C. Reinach	2	0	32	0	0	5	25	1	1	22	0	0	1	1	0	0	4	113	0	0
K. Smith	2	1	127	5	1	9	56	0	6	4	0	1	20	1	2	2	0	0	0	0
R. Snyman	1	1	45	0	0	3	11	0	0	6	0	2	4	1	1	0	0	0	4	0
E. van der Merwe	1	1	59	0	0	8	58	1	3	4	0	1	1	2	0	1	0	0	0	0
M. van der Merwe	1	0	2	0	0	0	0	0	0	0	0	0	0	1	0	0	0	0	0	0
M. van Staden	2	2	148	0	0	19	109	1	3	4	0	2	14	5	1	5	0	0	0	0
B. Venter	2	0	30	0	0	6	22	0	0	1	0	0	4	2	0	0	0	0	0	0
D. Willemsse	1	0	29	0	0	3	24	1	4	6	1	2	1	1	0	0	1	27	0	0
G. Williams	2	2	141	0	0	10	40	1	2	124	3	1	11	0	1	0	16	333	2	0

# **Player Rankings**

## **2025 The Rugby Championship**

# Player Rankings - Points

2025 The Rugby Championship

## POINTS

		Games	Points	Minutes	Pens	Conv	Drop Goals	Tries	
1	T. Alborno	Argentina	2	17	94	2	3	0	1
2	J. O'Connor	Australia	2	15	160	1	6	0	0
2	H. Pollard	South Africa	1	15	80	3	3	0	0
2	S. Taukei'aho	New Zealand	2	15	58	0	0	0	3
5	B. Barrett	New Zealand	2	14	136	2	4	0	0
6	S. Carreras	Argentina	2	13	96	3	2	0	0
7	S. Reece	New Zealand	2	10	128	0	0	0	2
7	H. Wilson	Australia	1	10	65	0	0	0	2
7	M. Jorgensen	Australia	2	10	160	0	0	0	2
10	M. Libbok	South Africa	1	7	80	1	2	0	0

## GOAL KICKING (MADE)

		Games	Minutes	Goals	Misses	Pens	Pens Missed	Conv	Conv Missed	Goal Kicking ..	
1	J. O'Connor	Australia	2	160	7	5	1	2	6	3	58.3%
2	B. Barrett	New Zealand	2	136	6	5	2	1	4	4	54.5%
2	H. Pollard	South Africa	1	80	6	0	3	0	3	0	100.0%
4	T. Alborno	Argentina	2	94	5	2	2	3	0	0	71.4%
4	S. Carreras	Argentina	2	96	5	0	3	2	0	0	100.0%
6	M. Libbok	South Africa	1	80	3	1	1	2	1	1	75.0%
7	D. McKenzie	New Zealand	2	49	2	0	1	0	1	0	100.0%
8	J. Mallia	Argentina	2	160	1	0	1	0	0	0	100.0%

## GOAL KICKING (%)\*

		Games	Kicks	Made	Available Points	Points Scored	Expected Points	Pts Gained	Goal Kicking %	
1	Santiago Carreras	Argentina	1	5	5	13	13	9.7	3.3	100.0%
1	Damian McKenzie	New Zealand	1	2	2	5	5	3.4	1.6	100.0%
1	Handre Pollard	South Africa	1	6	6	15	15	12.3	2.7	100.0%
4	Manie Libbok	South Africa	1	4	3	9	7	6.9	0.1	75.0%
5	Tomas Alborno	Argentina	2	7	5	18	12	13.9	-1.9	71.4%
6	James O'Connor	Australia	2	12	7	27	15	20.1	-5.1	58.3%
7	Beauden Barrett	New Zealand	2	11	6	25	14	17.2	-3.2	54.5%

\*Minimum 2 Kicks at Goal

■ New Zealand      ■ South Africa

# Player Rankings - Tries

2025 The Rugby Championship

## TRIES

		Games	Minutes Played	Tries	Tries / 80	
1	S. Taukei'aho	New Zealand	2	58	3	4.1
2	S. Reece	New Zealand	2	128	2	1.3
2	H. Wilson	Australia	1	65	2	2.5
2	M. Jorgensen	Australia	2	160	2	1.0

## TRY ASSISTS

		Games	Minutes Played	Try Assists	Try Assists / 80	
1	W. Jordan	New Zealand	2	150	2	1.1
2	J. O'Connor	Australia	2	160	1	0.5
2	N. White	Australia	2	79	1	1.0
2	H. Pollard	South Africa	1	80	1	1.0
2	P. du Toit	South Africa	1	80	1	1.0
2	A. Savea	New Zealand	2	160	1	0.5
2	T. Wright	Australia	2	84	1	1.0
2	F. Christie	New Zealand	2	92	1	0.9
2	L. Ikitau	Australia	2	142	1	0.6
2	G. Garcia	Argentina	2	125	1	0.6
2	G. Williams	South Africa	2	141	1	0.6
2	A. Fassi	South Africa	2	130	1	0.6
2	S. Chocobares	Argentina	2	148	1	0.5
2	A. Bell	Australia	2	71	1	1.1
2	C. Ratima	New Zealand	2	68	1	1.2

## TRY INVOLVEMENTS

		Games	Minutes Played	Try Involvements	% of Team Total	
1	S. Taukei'aho	New Zealand	2	58	3	21.4%
2	A. Savea	New Zealand	2	160	2	14.3%
2	T. Wright	Australia	2	84	2	14.3%
2	S. Reece	New Zealand	2	128	2	14.3%
2	H. Wilson	Australia	1	65	2	14.3%
2	W. Jordan	New Zealand	2	150	2	14.3%
2	G. Garcia	Argentina	2	125	2	28.6%
2	C. Ratima	New Zealand	2	68	2	14.3%
2	M. Jorgensen	Australia	2	160	2	14.3%

■ New Zealand

■ South Africa

## Player Rankings - Carries

2025 The Rugby Championship

### CARRIES

		Games	Total	
1	P. Matera	Argentina	2	26
2	A. Savea	New Zealand	2	23
3	J. Mallia	Argentina	2	22
3	J. Oviedo	Argentina	2	22
5	E. Etzebeth	South Africa	2	20
5	L. Ikitau	Australia	2	20
5	S. Chocobares	Argentina	2	20
8	M. van Staden	South Africa	2	19
8	G. Garcia	Argentina	2	19
10	J. O'Connor	Australia	2	18
10	J. Montoya	Argentina	2	18
10	B. Delguy	Argentina	2	18

### METRES

		Games	Total	
1	B. Delguy	Argentina	2	177
2	J. Mallia	Argentina	2	171
3	P. Matera	Argentina	2	161
4	S. Chocobares	Argentina	2	153
5	A. Savea	New Zealand	2	153
6	T. Alborno	Argentina	2	150
7	M. Jorgensen	Australia	2	147
8	J. Oviedo	Argentina	2	137
9	A. Fassi	South Africa	2	133
10	T. Wright	Australia	2	122

### DEFENDERS BEATEN

		Games	Total	
1	L. Cinti	Argentina	2	11
2	T. Alborno	Argentina	2	10
3	J. Gonzalez	Argentina	2	7
3	C. Toole	Australia	1	7
5	J. O'Connor	Australia	2	6
5	K. Smith	South Africa	2	6
5	A. Savea	New Zealand	2	6
5	T. Wright	Australia	2	6
5	B. Delguy	Argentina	2	6
5	T. McDermott	Australia	2	6

		Minutes	Per 80*	
1	S. Taukei'aho	New Zealand	58	16.6
2	A. Bell	Australia	71	14.6
3	T. Alborno	Argentina	94	14.5
4	P. du Toit	South Africa	80	14.0
5	J. Oviedo	Argentina	126	14.0
6	E. Etzebeth	South Africa	115	13.9
7	P. Matera	Argentina	160	13.0
8	G. Petti	Argentina	64	12.5
9	G. Garcia	Argentina	125	12.2
10	R. Valetini	Australia	80	12.0
10	M. Carreras	Argentina	80	12.0

		Minutes	Per 80*	
1	T. Alborno	Argentina	94	127.4
2	T. Wright	Australia	84	116.2
3	S. Kolisi	South Africa	45	113.4
4	M. Carreras	Argentina	80	110.3
5	H. Wilson	Australia	65	108.6
6	A. Esterhuizen	South Africa	93	103.8
7	B. Delguy	Argentina	151	93.8
8	P. du Toit	South Africa	80	87.3
9	S. Taukei'aho	New Zealand	58	87.0
10	J. Oviedo	Argentina	126	86.7

		Minutes	Per 80*	
1	T. Alborno	Argentina	94	8.5
2	C. Toole	Australia	80	7.0
3	L. Cinti	Argentina	151	5.8
4	T. Wright	Australia	84	5.7
5	S. Kolisi	South Africa	45	5.3
6	J. Gonzalez	Argentina	110	5.1
7	D. McKenzie	New Zealand	49	4.9
8	T. McDermott	Australia	99	4.8
9	A. Bell	Australia	71	4.5
10	E. van der Merwe	South Africa	59	4.1

■ New Zealand

■ South Africa

\*Minimum 40 minutes played

## Player Rankings - Kicks

2025 The Rugby Championship

### KICKS IN PLAY

		Games	Total	
1	T. McDermott	Australia	2	18
2	N. White	Australia	2	16
2	G. Williams	South Africa	2	16
4	B. Barrett	New Zealand	2	15
4	G. Garcia	Argentina	2	15
6	H. Pollard	South Africa	1	10
6	T. Albornoz	Argentina	2	10
8	A. Fassi	South Africa	2	8
9	J. O'Connor	Australia	2	7
9	J. Barrett	New Zealand	2	7
9	F. Christie	New Zealand	2	7
9	C. Ratima	New Zealand	2	7

		Minutes	Per 80*	
1	N. White	Australia	79	16.2
2	T. McDermott	Australia	99	14.5
3	H. Pollard	South Africa	80	10.0
4	G. Garcia	Argentina	125	9.6
5	G. Williams	South Africa	141	9.1
6	B. Barrett	New Zealand	136	8.8
7	T. Albornoz	Argentina	94	8.5
8	C. Ratima	New Zealand	68	8.2
9	F. Christie	New Zealand	92	6.1
10	A. Fassi	South Africa	130	4.9

### KICKING METRES

		Games	Total	
1	B. Barrett	New Zealand	2	541
2	N. White	Australia	2	338
3	G. Williams	South Africa	2	333
4	T. McDermott	Australia	2	268
5	G. Garcia	Argentina	2	260
6	H. Pollard	South Africa	1	252
7	T. Albornoz	Argentina	2	246
8	J. Barrett	New Zealand	2	216
9	J. O'Connor	Australia	2	200
10	S. Carreras	Argentina	2	173

		Minutes	Per 80*	
1	N. White	Australia	79	342.3
2	B. Barrett	New Zealand	136	318.4
3	H. Pollard	South Africa	80	252.3
4	T. McDermott	Australia	99	216.7
5	T. Albornoz	Argentina	94	209.4
6	G. Williams	South Africa	141	189.1
7	C. Ratima	New Zealand	68	186.9
8	G. Garcia	Argentina	125	166.7
9	S. Carreras	Argentina	96	144.5
10	C. Kolbe	South Africa	80	123.3

### METRES / KICKS IN PLAY\*\*

		Games	Avg*	
1	Beauden Barrett	New Zealand	2	36.1
2	Santiago Carreras	Argentina	2	34.7
3	Damian McKenzie	New Zealand	2	34.1
4	Cheslin Kolbe	South Africa	1	30.8
5	Jordie Barrett	New Zealand	2	30.8
6	James O'Connor	Australia	2	28.5
7	Corey Toole	Australia	1	27.3
8	Juan Cruz Mallia	Argentina	2	26.4
9	Handre Pollard	South Africa	1	25.2
10	Tomas Albornoz	Argentina	2	24.6

■ New Zealand ■ South Africa

\*Minimum 40 minutes played \*\*Minimum 2 Kicks / 80min

## Player Rankings - Lineouts

2025 The Rugby Championship

### LINEOUTS WON (INC. STEALS)

		Games	Total	
1	F. Holland	New Zealand	2	15
2	N. Frost	Australia	2	11
3	H. Wilson	Australia	1	8
4	E. Etzebeth	South Africa	2	7
5	J. Gonzalez	Argentina	2	6
5	T. Hooper	Australia	2	6
7	P. Matera	Argentina	2	5
7	T. Vaa'i	New Zealand	2	5
9	S. Barrett	New Zealand	2	4
9	R. Snyman	South Africa	1	4

### LINEOUT STEALS

		Games	Total	
1	N. Frost	Australia	2	3
2	P. du Toit	South Africa	1	2
3	E. Etzebeth	South Africa	2	1
3	P. Tuipulotu	New Zealand	1	1
3	H. Wilson	Australia	1	1
3	T. Vaa'i	New Zealand	2	1
3	J. Lord	New Zealand	1	1

### LINEOUT THROWS WON

		Games	Total	
1	B. Pollard	Australia	2	20
2	C. Taylor	New Zealand	2	17
3	M. Marx	South Africa	2	16
3	J. Montoya	Argentina	2	16
5	S. Taukei'aho	New Zealand	2	9
6	B. Paenga-Amosa	Australia	2	5
7	I. Ruiz	Argentina	2	4
8	B. Mbonambi	South Africa	1	3
9	J. Mallia	Argentina	2	1
9	M. van der Merwe	South Africa	1	1
9	T. McDermott	Australia	2	1

		Minutes	Per 80*	
1	H. Wilson	Australia	65	9.8
2	F. Holland	New Zealand	140	8.6
3	R. Snyman	South Africa	45	7.1
4	N. Frost	Australia	160	5.5
5	E. Etzebeth	South Africa	115	4.9
6	J. Gonzalez	Argentina	110	4.4
7	T. Hooper	Australia	155	3.1
8	P. du Toit	South Africa	80	3.0
9	T. Vaa'i	New Zealand	149	2.7
10	P. Matera	Argentina	160	2.5

		Minutes	Per 80*	
1	P. du Toit	South Africa	80	2.0
2	N. Frost	Australia	160	1.5
3	H. Wilson	Australia	65	1.2
4	E. Etzebeth	South Africa	115	0.7
5	T. Vaa'i	New Zealand	149	0.5

### LINEOUT SUCCESS RATE\*\*

		Throws	%*	
1	C. Taylor	New Zealand	18	94.4%
2	J. Montoya	Argentina	17	94.1%
3	M. Marx	South Africa	19	84.2%
4	S. Taukei'aho	New Zealand	11	81.8%
5	B. Pollard	Australia	26	76.9%

■ New Zealand

■ South Africa

\*Minimum 40 minutes played \*\*Minimum 2 lineout throws / 80

## Player Rankings - Tackles & Turnovers

2025 The Rugby Championship

### SUCCESSFUL TACKLES

		Games	Total	
1	F. McReight	Australia	2	38
2	S. Barrett	New Zealand	2	32
2	F. Holland	New Zealand	2	32
4	P. Rubiolo	Argentina	2	25
5	A. Savea	New Zealand	2	24
6	J. Barrett	New Zealand	2	23
6	B. Pollard	Australia	2	23
8	E. Etzebeth	South Africa	2	22
8	F. Newell	New Zealand	2	22
8	T. Vaa'i	New Zealand	2	22

		Minutes	Per 80*	
1	S. Parker	New Zealand	52	30.8
2	F. McReight	Australia	160	19.0
3	S. Barrett	New Zealand	135	19.0
4	E. de Groot	New Zealand	91	18.5
5	F. Holland	New Zealand	140	18.3
6	N. Tetaz Chaparro	Argentina	77	16.6
7	F. Newell	New Zealand	106	16.6
8	T. Robertson	Australia	49	16.3
9	E. Etzebeth	South Africa	115	15.3
10	M. Kremer	Argentina	84	15.2

### DOMINANT TACKLES

		Games	Total	
1	E. Etzebeth	South Africa	2	3
1	N. Tetaz Chaparro	Argentina	2	3
1	S. Barrett	New Zealand	2	3
1	F. Holland	New Zealand	2	3
5	L. de Jager	South Africa	2	2
5	O. Nche	South Africa	2	2
5	F. Mostert	South Africa	2	2
5	K. Smith	South Africa	2	2
5	S. Reece	New Zealand	2	2
5	T. McDermott	Australia	2	2

### TACKLE SUCCESS RATE\*\*

		Tackles	%*	
1	J. Montoya	Argentina	20	100.0%
1	J. Oviedo	Argentina	20	100.0%
3	E. Etzebeth	South Africa	22	91.7%
4	K. Smith	South Africa	20	90.9%
5	F. McReight	Australia	38	90.5%
6	B. Pollard	Australia	23	88.5%
7	E. de Groot	New Zealand	21	87.5%
8	P. Rubiolo	Argentina	25	86.2%
9	S. Barrett	New Zealand	32	84.2%
10	S. Parker	New Zealand	20	83.3%

### TURNOVERS WON

		Games	Total	
1	P. Matera	Argentina	2	4
2	C. Toole	Australia	1	3
3	B. Barrett	New Zealand	2	2
3	A. Esterhuizen	South Africa	2	2
3	A. Savea	New Zealand	2	2
3	F. McReight	Australia	2	2
7	J. Slipper	Australia	1	1
7	P. Tuipulotu	New Zealand	1	1
7	C. Taylor	New Zealand	2	1
7	S. Barrett	New Zealand	2	1
7	O. Nche	South Africa	2	1
7	M. Marx	South Africa	2	1
7	T. du Toit	South Africa	1	1
7	R. Snyman	South Africa	1	1
7	T. Wright	Australia	2	1

		Minutes	Per 80*	
1	C. Toole	Australia	80	3.0
2	P. Matera	Argentina	160	2.0
3	J. Slipper	Australia	41	2.0
4	R. Snyman	South Africa	45	1.8
5	A. Esterhuizen	South Africa	93	1.7
6	P. Tosi	New Zealand	54	1.5
7	T. du Toit	South Africa	64	1.3
8	B. Barrett	New Zealand	136	1.2
9	A. Savea	New Zealand	160	1.0
9	F. McReight	Australia	160	1.0
9	D. Kirifi	New Zealand	80	1.0

■ New Zealand

■ South Africa

\*Minimum 40 minutes played \*\*Minimum 15 tackles

## Player Rankings - Discipline

2025 The Rugby Championship

### PENS CONCEDED

		Games	Total	
1	M. van Staden	South Africa	2	5
2	J. Gonzalez	Argentina	2	4
3	P. Matera	Argentina	2	3
3	J. Barrett	New Zealand	2	3
3	S. Reece	New Zealand	2	3
3	B. Proctor	New Zealand	2	3
3	L. Cinti	Argentina	2	3
3	P. Delgado	Argentina	2	3
9	E. Etzebeth	South Africa	2	2
9	N. Tetaz Chaparro	Argentina	2	2
9	A. Lienert-Brown	New Zealand	1	2
9	M. Marx	South Africa	2	2
9	K. Smith	South Africa	2	2
9	J. Sclavi	Argentina	2	2
9	H. Wilson	Australia	1	2
9	W. Jordan	New Zealand	2	2
9	T. Vaa'i	New Zealand	2	2

		Minutes	Per 80*	
1	J. Gonzalez	Argentina	110	2.9
2	M. van Staden	South Africa	148	2.7
3	P. Delgado	Argentina	92	2.6
4	H. Wilson	Australia	65	2.5
5	J. Sclavi	Argentina	68	2.4
6	N. Tetaz Chaparro	Argentina	77	2.1
7	B. Proctor	New Zealand	118	2.0
8	J. Slipper	Australia	41	2.0
9	S. Reece	New Zealand	128	1.9
10	S. Kolisi	South Africa	45	1.8

### CARDS

		Games	Yellows
1	A. Lienert-Brown	New Zealand	1
1	S. Reece	New Zealand	2
1	W. Jordan	New Zealand	2
1	M. Vivas	Argentina	2
1	B. Proctor	New Zealand	2
1	A. Fassi	South Africa	2
1	T. Vaa'i	New Zealand	2

	Games	Reds

■ New Zealand

■ South Africa

\*Minimum 40 minutes played

# **Player Comparison**

## **2025 The Rugby Championship**

### **New Zealand & South Africa**

# Player Comparison - Points

2025 The Rugby Championship

## POINTS

New Zealand			South Africa		
	Games	Total		Games	Total
1 S. Taukei'aho	2	15	1 H. Pollard	1	15
2 B. Barrett	2	14	2 M. Libbok	1	7
3 S. Reece	2	10	3 E. Etzebeth	2	5
4 D. McKenzie	2	5	3 A. Esterhuizen	2	5
4 A. Savea	2	5	3 S. Kolisi	1	5
4 B. Proctor	2	5	3 K. Smith	2	5
4 F. Newell	2	5	3 K. Arendse	1	5
4 C. Ratima	2	5	3 C. Moodie	2	5

## TRIES

New Zealand			South Africa		
	Games	Total		Games	Total
1 S. Taukei'aho	2	3	1 E. Etzebeth	2	1
2 S. Reece	2	2	1 A. Esterhuizen	2	1
3 A. Savea	2	1	1 S. Kolisi	1	1
3 B. Proctor	2	1	1 K. Smith	2	1
3 F. Newell	2	1	1 K. Arendse	1	1
3 C. Ratima	2	1	1 C. Moodie	2	1

## GOAL KICKING\*

New Zealand				South Africa			
	Made	Missed	%		Made	Missed	%
1 D. McKenzie	2	0	100.0%	1 H. Pollard	6	0	100.0%
2 B. Barrett	6	5	54.5%	2 M. Libbok	3	1	75.0%

# Player Comparison - Carries

2025 The Rugby Championship

## CARRIES

New Zealand			South Africa		
	Games	Total		Games	Total
1 A. Savea	2	23	1 E. Etzebeth	2	20
2 S. Reece	2	13	2 M. van Staden	2	19
2 W. Jordan	2	13	3 A. Fassi	2	17
4 S. Taukei'aho	2	12	4 J. Kriel	2	14
5 S. Barrett	2	11	4 P. du Toit	1	14
5 F. Newell	2	11			

## METRES

New Zealand			South Africa		
	Games	Total		Games	Total
1 A. Savea	2	152.5	1 A. Fassi	2	133.1
2 S. Reece	2	114.7	2 A. Esterhuizen	2	120.7
3 W. Jordan	2	106.7	3 J. Kriel	2	109.4
4 F. Newell	2	73.5	3 M. van Staden	2	109.4
5 B. Proctor	2	69.5	5 E. Etzebeth	2	98.8

## DEFENDERS BEATEN

New Zealand			South Africa		
	Games	Total		Games	Total
1 A. Savea	2	6	1 K. Smith	2	6
2 B. Barrett	2	5	2 D. Willemse	1	4
3 F. Newell	2	4	2 A. Fassi	2	4
4 D. McKenzie	2	3	4 S. Kolisi	1	3
4 S. Reece	2	3	4 M. van Staden	2	3
4 W. Jordan	2	3	4 E. van der Merwe	1	3
4 W. Sititi	1	3			

## Player Comparison - Passing

2025 The Rugby Championship

### PASSES

New Zealand			South Africa		
	Games	Total		Games	Total
1 F. Christie	2	74	1 G. Williams	2	124
2 C. Ratima	2	46	2 M. Libbok	1	36
3 B. Barrett	2	27	3 C. Reinach	2	22
4 J. Barrett	2	24	4 E. Etzebeth	2	20
5 A. Savea	2	12	5 H. Pollard	1	15

### PASSING ACCURACY %\*\*

New Zealand			South Africa		
	Games	Total		Games	Total
1 F. Christie	2	95.9%	1 C. Reinach	2	100.0%
2 J. Barrett	2	95.8%	2 G. Williams	2	96.8%
3 C. Ratima	2	91.3%	3 M. Libbok	1	94.4%
4 B. Barrett	2	88.9%	4 E. Etzebeth	2	75.0%

### OFFLOADS

New Zealand			South Africa		
	Games	Total		Games	Total
1 S. Barrett	2	2	1 E. Etzebeth	2	4
1 S. Reece	2	2	2 P. du Toit	1	3
3 B. Barrett	2	1	2 G. Williams	2	3
3 C. Taylor	2	1	4 A. Esterhuizen	2	2
3 J. Barrett	2	1	5 H. Pollard	1	1
3 W. Jordan	2	1	5 D. de Allende	1	1
3 C. Ratima	2	1	5 J. Kriel	2	1
			5 S. Kolisi	1	1
			5 T. du Toit	1	1
			5 D. Willemse	1	1

# Player Comparison - Kicks

2025 The Rugby Championship

## KICKS IN PLAY

New Zealand			South Africa		
	Games	Total		Games	Total
1 B. Barrett	2	15	1 G. Williams	2	16
2 J. Barrett	2	7	2 H. Pollard	1	10
2 F. Christie	2	7	3 A. Fassi	2	8
2 C. Ratima	2	7	4 C. Reinach	2	4
5 S. Reece	2	3	4 C. Kolbe	1	4
5 W. Jordan	2	3	4 M. Libbok	1	4

## KICKING METRES

New Zealand			South Africa		
	Games	Total		Games	Total
1 B. Barrett	2	541.3	1 G. Williams	2	333.3
2 J. Barrett	2	215.7	2 H. Pollard	1	252.3
3 C. Ratima	2	158.9	3 A. Fassi	2	139.5
4 S. Reece	2	119.2	4 C. Kolbe	1	123.3
5 F. Christie	2	99.0	5 C. Reinach	2	113.2

## METRES / KICKS IN PLAY\*\*

New Zealand			South Africa		
	Games	Avg*		Games	Avg*
1 B. Barrett	2	36.1	1 J. Kriel	2	36.5
2 D. McKenzie	2	34.1	2 M. Marx	2	36.0
3 J. Barrett	2	30.8	3 C. Kolbe	1	30.8
4 C. Ratima	2	22.7	4 H. Pollard	1	25.2
5 F. Christie	2	14.1	5 M. Libbok	1	21.2

\*Minimum 40 minutes played \*\*Minimum 2 Kicks / 80min

## Player Comparison - Lineouts

2025 The Rugby Championship

### LINEOUTS WON (INC. STEALS)

New Zealand			South Africa		
	Games	Total		Games	Total
1 F. Holland	2	15	1 E. Etzebeth	2	7
2 T. Vaa'i	2	5	2 R. Snyman	1	4
3 S. Barrett	2	4	3 F. Mostert	2	3
4 P. Tuipulotu	1	3	3 P. du Toit	1	3
5 J. Lord	1	2	5 L. de Jager	2	2
			5 G. Williams	2	2

### LINEOUT STEALS

New Zealand			South Africa		
	Games	Total		Games	Total
1 P. Tuipulotu	1	1	1 P. du Toit	1	2
1 T. Vaa'i	2	1	2 E. Etzebeth	2	1
1 J. Lord	1	1			

### LINEOUT THROWS WON

New Zealand			South Africa		
	Games	Total		Games	Total
1 C. Taylor	2	17	1 M. Marx	2	16
2 S. Taukei'aho	2	9	2 B. Mbonambi	1	3
			3 M. van der Merwe	1	1

# Player Comparison - Tackles

2025 The Rugby Championship

## SUCCESSFUL TACKLES

New Zealand			South Africa		
	Games	Total		Games	Total
1 S. Barrett	2	32	1 E. Etzebeth	2	22
1 F. Holland	2	32	2 K. Smith	2	20
3 A. Savea	2	24	3 L. de Jager	2	15
4 J. Barrett	2	23	3 M. Marx	2	15
5 F. Newell	2	22	5 D. de Allende	1	14
5 T. Vaa'i	2	22	5 M. van Staden	2	14

## DOMINANT TACKLES

New Zealand			South Africa		
	Games	Total		Games	Total
1 S. Barrett	2	3	1 E. Etzebeth	2	3
1 F. Holland	2	3	2 L. de Jager	2	2
3 S. Reece	2	2	2 O. Nche	2	2
4 P. Tuipulotu	1	1	2 F. Mostert	2	2
4 C. Taylor	2	1	2 K. Smith	2	2
4 W. Jordan	2	1			
4 D. Kirifi	1	1			
4 B. Proctor	2	1			
4 E. de Groot	2	1			
4 F. Newell	2	1			
4 S. Parker	1	1			
4 T. Vaa'i	2	1			
4 W. Sititi	1	1			

## TURNOVERS WON

New Zealand			South Africa		
	Games	Total		Games	Total
1 B. Barrett	2	2	1 A. Esterhuizen	2	2
1 A. Savea	2	2	2 O. Nche	2	1
3 P. Tuipulotu	1	1	2 M. Marx	2	1
3 C. Taylor	2	1	2 T. du Toit	1	1
3 S. Barrett	2	1	2 R. Snyman	1	1
3 R. loane	2	1	2 M. van Staden	2	1
3 F. Christie	2	1			
3 S. Reece	2	1			
3 W. Jordan	2	1			
3 D. Kirifi	1	1			
3 P. Tosi	2	1			
3 T. Vaa'i	2	1			

## Player Comparison - Discipline

2025 The Rugby Championship

### PENS CONCEDED

New Zealand			South Africa		
	Games	Total		Games	Total
1 J. Barrett	2	3	1 M. van Staden	2	5
1 S. Reece	2	3	2 E. Etzebeth	2	2
1 B. Proctor	2	3	2 M. Marx	2	2
4 A. Lienert-Brown	1	2	2 K. Smith	2	2
4 W. Jordan	2	2	5 L. de Jager	2	1
4 T. Vaa'i	2	2	5 J. Kriel	2	1
			5 S. Kolisi	1	1
			5 T. du Toit	1	1
			5 E. van der Merwe	1	1
			5 M. Libbok	1	1

### YELLOW CARDS

New Zealand			South Africa		
	Games	Total		Games	Total
1 A. Lienert-Brown	1	1			
1 S. Reece	2	1			
1 W. Jordan	2	1	1 A. Fassi	2	1
1 B. Proctor	2	1			
1 T. Vaa'i	2	1			

### RED CARDS

New Zealand			South Africa		
	Games	Total		Games	Total