



**STATS
PERFORM**



Opta

Match Pack

New Zealand - South Africa

The Rugby Championship 2025

13/09/2025
Sky Stadium





New Zealand vs South Africa

The Rugby Championship 2025



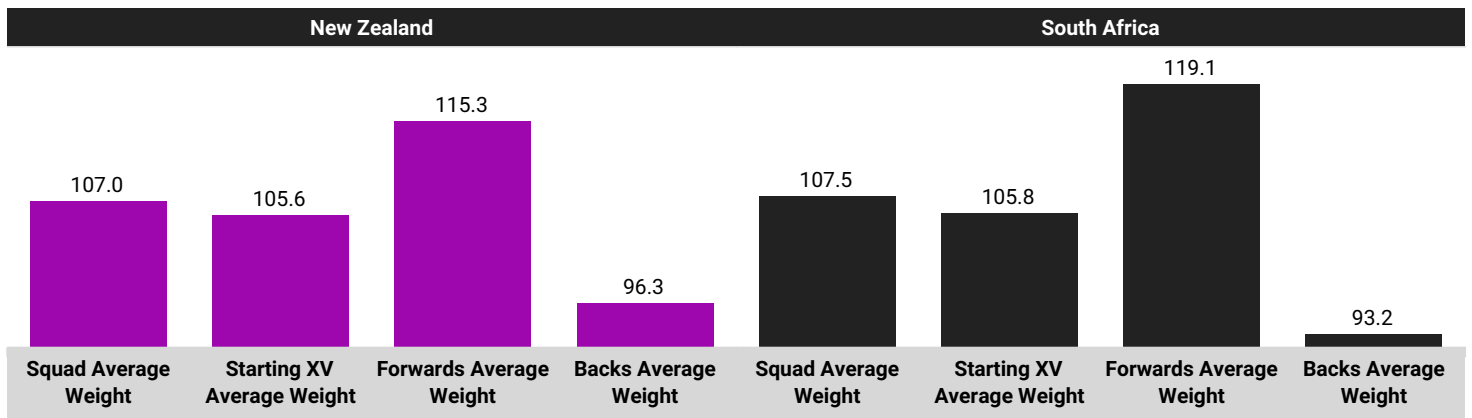
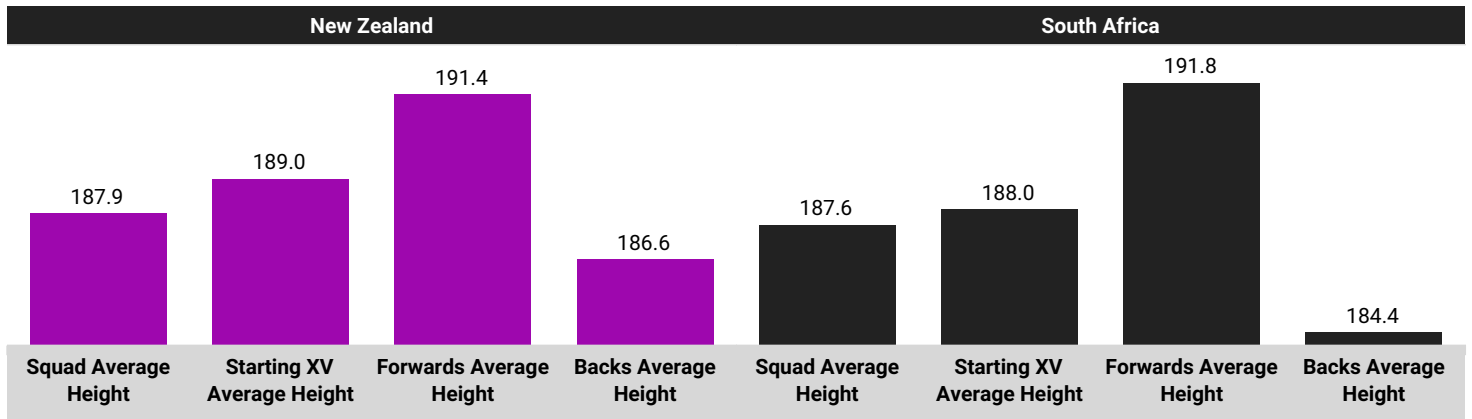
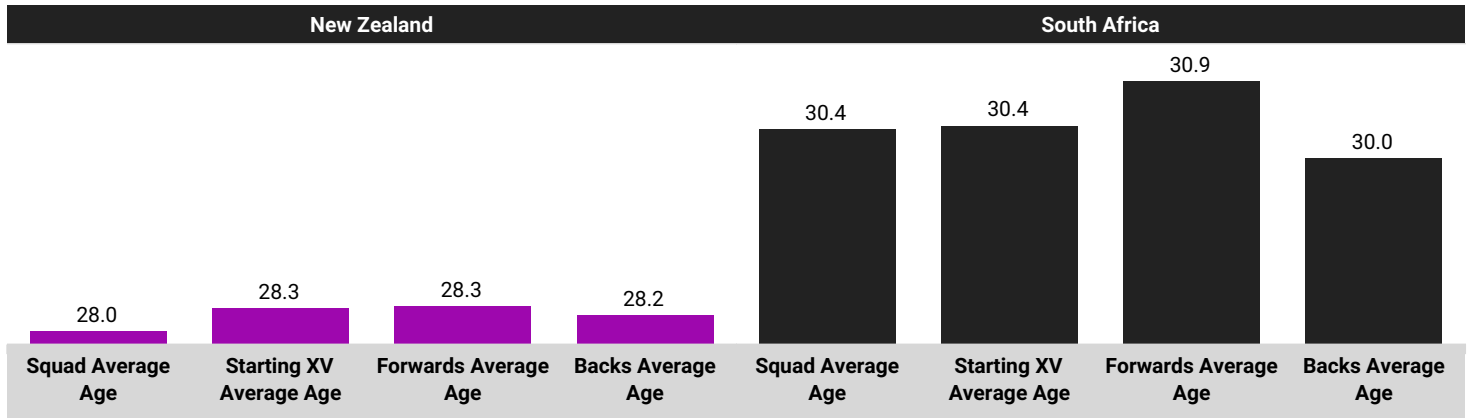
Opta Facts

- New Zealand won 24-17 in their last meeting in The Rugby Championship, snapping a four-game losing streak against the Springboks, and they will now be looking to defeat South Africa twice at a single edition of the tournament for the first time since 2017.
- South Africa have won only one of their last 12 men's Tests against New Zealand in New Zealand, a 36-34 win in September 2018 their only success in that frame but are unbeaten in their last two games against the All Blacks in Wellington (W1 D1).
- New Zealand have won six of their last seven Tests at home in The Rugby Championship including their last three in a row; the last time they won more in succession was a 24-game streak from the 2009 Tri-Nations to The Rugby Championship in 2018.
- New Zealand have won their last two men's Tests in Wellington after going winless across their previous five Tests in the city (D2 L3) and have lost each of their last four games there when they've conceded 20 points or more on the day.
- South Africa have lost two of their last three men's Tests including a 17-24 loss to New Zealand in Round 3 of The Rugby Championship 2025 and will be out to avoid back-to-back losses for the first time since a pair of defeats to Ireland and France in November 2022.
- New Zealand have made 16 mauls at The Rugby Championship 2025, which is more than twice as many as any other team, and have scored three tries from those mauls while no other team has scored any.
- South Africa have made 10.7 entries into the opposition 22m zone per game in The Rugby Championship 2025, the most of any team in the competition, but have scored just 1.8 points per entry which is the fewest of any team; conversely, New Zealand have made the fewest entries per game (6) and scored the most points per entry (4.2).
- South Africa have made 7.7 offloads per game at The Rugby Championship 2025, 1.3 per game more than any other team in the competition, while no player has made more offloads than the Springboks' Eben Etzebeth (4).
- Will Jordan (New Zealand) has been directly involved in 27 tries across his last 21 Tests (20 tries, 7 try assists), including one try against South Africa in Round 3 of The Rugby Championship 2025; in fact, he has scored one try in each of his three home games against the Springboks in The Rugby Championship.
- South Africa duo Ox Nche (93% of 15 carries) and Kwagga Smith (93% of 14 carries) have committed two or more defenders on a higher percentage of their carries than any other players in The Rugby Championship 2025.

Year Average - Squad Comparison

All Seasons

	New Zealand	South Africa
Squad Average Age	28.0	30.4
Starting XV Average Age	28.3	30.4
Squad Average Weight	107.0	107.5
Starting XV Average Weight	105.6	105.8
Squad Average Height	187.9	187.6
Starting XV Average Height	189.0	188.0
Forwards Average Weight	115.3	119.1



Last Match - New Zealand

The Rugby Championship

Week 3 v South Africa
(06/09/2025)
24-17 (W)

#	Player	Minutes	Points	Tries	Ball Carries	Kicks	Tackles	Cards
15	Will Jordan	80	5	1	6	1	5	0
14	Emoni Narawa	6	5	1	1	0	0	0
13	Billy Proctor	72	0	0	3	2	7	0
12	Jordie Barrett	68	2	0	8	4	11	0
11	Rieko Ioane	80	0	0	4	0	4	0
10	Beauden Barrett	80	0	0	7	8	7	0
9	Finlay Christie	68	0	0	4	14	7	0
1	Ethan de Groot	41	0	0	1	0	8	0
2	Codie Taylor	32	0	0	0	0	5	0
3	Fletcher Newell	46	0	0	2	0	7	0
4	Scott Barrett	80	0	0	3	0	14	0
5	Tupou Vaa'i	80	0	0	4	0	17	0
6	Simon Parker	68	0	0	3	0	16	0
7	Ardie Savea	80	0	0	10	1	14	0
8	Wallace Sititi	60	0	0	13	0	11	0
16	Samisoni Taukei'aho	48	0	0	11	0	12	0
17	Tamaiti Williams	40	0	0	2	0	6	0
18	Tyrel Lomax	34	0	0	4	0	3	0
19	Fabian Holland	12	0	0	1	0	4	0
20	Du'Plessis Kirifi	20	0	0	1	0	9	0
21	Kyle Preston	12	0	0	1	1	3	0
22	Quinn Tupaea	20	5	1	1	0	6	0
23	Damian McKenzie	74	7	0	5	3	5	0

Last Match - South Africa

The Rugby Championship

Week 3 v New Zealand
(06/09/2025)
17-24 (L)

#	Player	Minutes	Points	Tries	Ball Carries	Kicks	Tackles	Cards
15	Willie le Roux	48	0	0	1	2	3	0
14	Cheslin Kolbe	80	0	0	4	2	6	0
13	Jesse Kriel	80	0	0	5	0	10	0
12	Damian de Allende	74	0	0	11	2	12	0
11	Canan Moodie	80	0	0	2	1	8	0
10	Handre Pollard	64	3	0	7	8	7	0
9	Grant Williams	48	0	0	5	12	6	0
1	Ox Nche	68	0	0	5	0	9	0
2	Malcolm Marx	68	5	1	5	0	6	0
3	Thomas du Toit	61	0	0	2	0	8	0
4	Eben Etzebeth	80	0	0	4	0	13	0
5	Ruan Nortje	50	0	0	0	0	9	0
6	Marco van Staden	75	0	0	11	0	12	0
7	Pieter-Steph du Toit	80	0	0	11	0	15	0
8	Siya Kolisi	56	0	0	3	0	6	0
16	Jan-Hendrik Wessels	12	0	0	2	0	2	0
17	Boan Venter	12	0	0	0	0	1	0
18	Wilco Louw	19	0	0	0	0	1	0
19	Lood de Jager	30	0	0	5	0	5	0
20	Kwagga Smith	18	0	0	5	0	1	1
21	Cobus Reinach	32	5	1	4	3	4	0
22	Sacha Feinberg-Mngomezulu	32	4	0	4	1	2	0
23	Ethan Hooker	21	0	0	0	0	2	0

Results - New Zealand

The Rugby Championship

Date	Opponent	Round	H/A	Result	F	A	TF	TA
05/07/2025	France	1	H	W	31	27	4	3
12/07/2025	France	1	H	W	43	17	6	2
19/07/2025	France	1	H	W	29	19	4	1
16/08/2025	Argentina	1	A	W	41	24	6	3
23/08/2025	Argentina	2	A	L	23	29	3	2
06/09/2025	South Africa	3	H	W	24	17	3	2
Average					32	22	4	2



Results - South Africa

The Rugby Championship

Date	Opponent	Round	H/A	Result	F	A	TF	TA
05/07/2025	Italy	1	H	W	42	24	6	3
12/07/2025	Italy	1	H	W	45	0	7	0
19/07/2025	Georgia	1	H	W	55	10	9	1
16/08/2025	Australia	1	H	L	22	38	3	6
23/08/2025	Australia	2	H	W	30	22	3	3
06/09/2025	New Zealand	3	A	L	17	24	2	3
Average					35	20	5	3

Team Analysis

The Rugby Championship - Since 01/01/2025

Rank				Rank
1	29.3	Points	23.0	4
2	4.0	Tries	2.7	3
4	66.7%	Goal Kicking %	85.7%	1
4	92.3	Carries	110.0	3
4	544.6	Carry Metres	652.7	2
4	2.0	Line Breaks	6.7	2
3	19.7	Defenders Beaten	19.7	3
4	4.7	Offloads	7.7	1
4	126.3	Passes	139.0	3
3	26.7	Kicks From Hand	28.0	1
1	191.0	Tackles	141.3	4
4	29.0	Missed Tackles	27.0	3
3	84.8%	Tackle %	80.9%	4
3	10.7	Pens Conceded	9.7	2
4	1.7	Yellow Cards	0.7	2
1	0	Red Cards (Total)	0	1
2	12.7	Turnovers Conceded	14.3	4
1	5.7	Turnovers Won	4.0	3
2	86.4%	Lineout Success %	79.1%	4
4	84.6%	Scrum Success %	100.0%	1
1	96.5%	Ruck Success %	95.8%	4

Ranking - Best to Worst

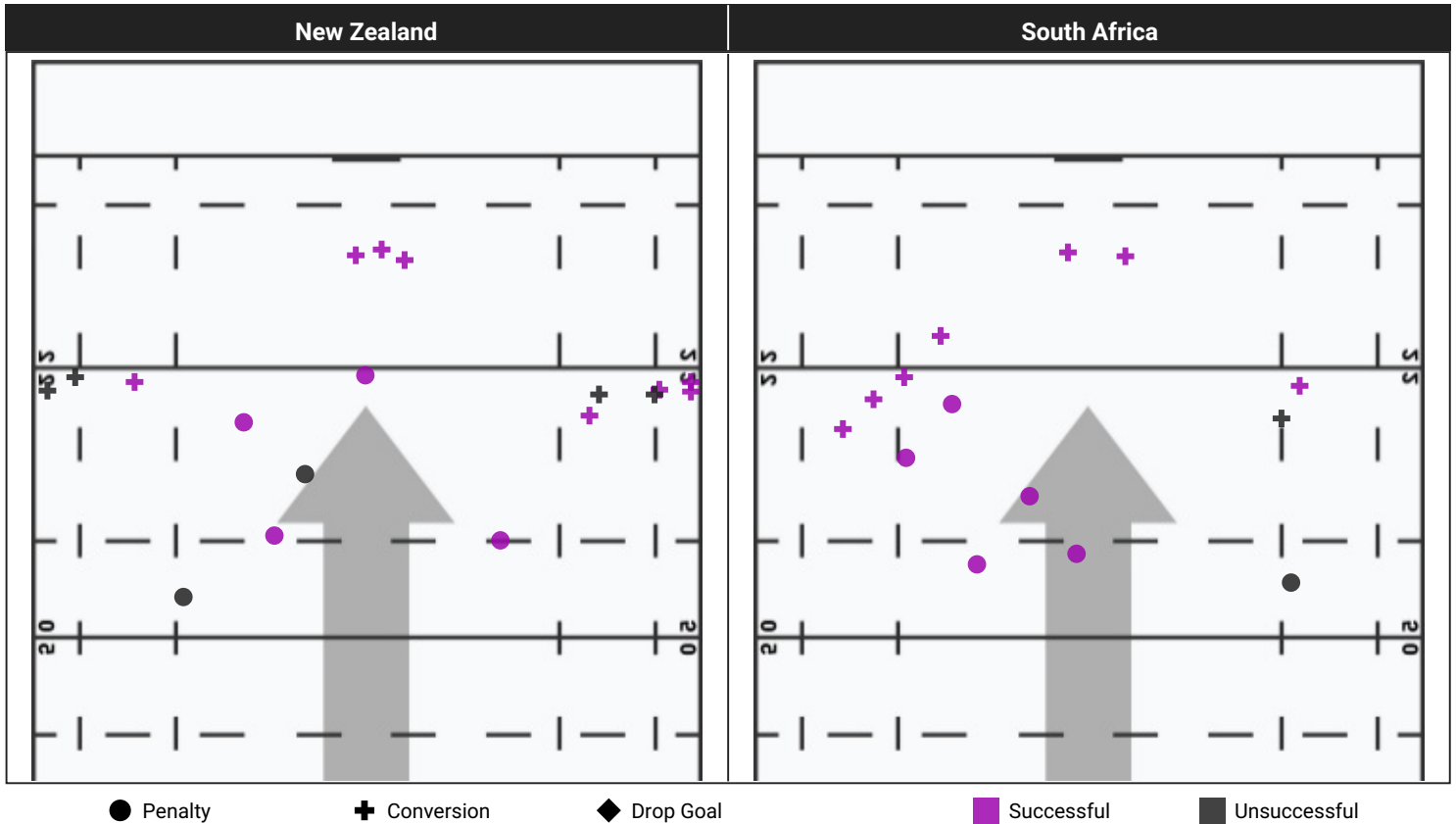
All stats are on a per match basis (unless stated otherwise)

Rankings - Kicks at Goal

The Rugby Championship - Since 01/01/2025

Team	Pen Goal	Rank	Conversions	Rank	Goal Kicking %	Rank	Drop Goal (Total)	Rank
Argentina	3.3	1	2.0	4	84.2%	2	0	1
Australia	0.3	4	3.3	1	68.8%	3	0	1
New Zealand	1.3	3	2.7	2	66.7%	4	0	1
South Africa	1.7	2	2.3	3	85.7%	1	0	1

All stats are on a per match basis (unless stated otherwise)



● Penalty + Conversion ◆ Drop Goal ■ Successful ■ Unsuccessful

Appearance Data - New Zealand

The Rugby Championship - Since 01/01/2025

Player	Starts	Sub Appearances	Minutes Played	Points	Tries
Anton Lienert-Brown	0	1	7	0	0
Ardie Savea	3	0	240	5	1
Beauden Barrett	3	0	216	14	0
Billy Proctor	3	0	190	5	1
Codie Taylor	3	0	134	0	0
Cortez Ratima	2	0	68	5	1
Damian McKenzie	0	3	123	12	0
Du'Plessis Kirifi	1	1	100	0	0
Emoni Narawa	1	0	6	5	1
Ethan de Groot	3	0	132	0	0
Fabian Holland	2	1	152	0	0
Finlay Christie	1	2	160	0	0
Fletcher Newell	3	0	152	5	1
Jordie Barrett	3	0	228	2	0
Josh Lord	0	1	11	0	0
Kyle Preston	0	1	12	0	0
Ollie Norris	0	1	30	0	0
Pasilio Tosi	0	2	54	0	0
Patrick Tuipulotu	0	1	25	0	0
Quinn Tupaea	0	2	40	5	1
Rieko Ioane	3	0	240	0	0
Samipeni Finau	0	1	9	0	0
Samisoni Taukei'aho	0	3	106	15	3
Scott Barrett	3	0	215	0	0
Sevu Reece	2	0	128	10	2
Simon Parker	2	0	120	0	0
Tamaiti Williams	0	2	79	0	0
Tupou Vaa'i	3	0	229	0	0
Tyrel Lomax	0	1	34	0	0
Wallace Sititi	1	1	88	0	0
Will Jordan	3	0	230	5	1

Appearance Data - South Africa

The Rugby Championship - Since 01/01/2025

Player	Starts	Sub Appearances	Minutes Played	Points	Tries
Andre Esterhuizen	1	1	93	5	1
Aphelele Fassi	2	0	130	0	0
Asenathi Ntlabakanye	0	1	21	0	0
Boan Venter	0	3	42	0	0
Bongi Mbonambi	0	1	21	0	0
Canan Moodie	2	1	155	5	1
Cheslin Kolbe	2	0	160	0	0
Cobus Reinach	0	3	64	5	1
Damian de Allende	2	0	154	0	0
Damian Willemse	0	1	29	0	0
Eben Etzebeth	2	1	195	5	1
Edwill van der Merwe	1	0	59	0	0
Ethan Hooker	0	1	21	0	0
Franco Mostert	1	1	102	0	0
Grant Williams	3	0	189	0	0
Handre Pollard	2	0	144	18	0
Jan-Hendrik Wessels	0	1	12	0	0
Jesse Kriel	3	0	240	0	0
Kurt-Lee Arendse	1	0	67	5	1
Kwagga Smith	1	2	145	5	1
Lood de Jager	1	2	110	0	0
Malcolm Marx	3	0	205	5	1
Manie Libbok	1	0	80	7	0
Marco van Staden	3	0	223	0	0
Marnus van der Merwe	0	1	2	0	0
Ox Nche	3	0	198	0	0
Pieter-Steph du Toit	2	0	160	0	0
RG Snyman	1	0	45	0	0
Ruan Nortje	2	0	95	0	0
Sacha Feinberg-Mngomezulu	0	2	58	4	0
Siya Kolisi	2	0	101	5	1
Thomas du Toit	2	0	125	0	0
Wilco Louw	1	2	94	0	0
Willie le Roux	1	0	48	0	0

Player Data - New Zealand

The Rugby Championship - Since 01/01/2025

	Games	Minutes Played	Tries	Ball Carries	Carry Metres	Line Breaks	Defenders Beaten	Passes	Offloads	Turnover Con	Successful Tackles	Missed Tackles	Dominant Tackles	Penalties Conceded	Kicks	Kicking Metres	Lineout Takes	Lineout Steals
B. Barrett	3	216	0	17	65	0	6	45	1	0	16	3	0	1	23	782	0	0
P. Tuipulotu	1	25	0	3	17	0	0	0	0	0	6	2	1	0	0	0	2	1
C. Taylor	3	134	0	6	27	0	0	4	1	1	23	4	1	1	0	0	0	0
D. McKenzie	3	123	0	10	59	0	6	7	0	0	6	3	0	0	5	155	0	0
A. Lienert-Brown	1	7	0	0	0	0	0	0	0	0	1	0	0	2	1	46	0	0
S. Barrett	3	215	0	14	65	0	0	16	2	3	43	7	3	2	0	0	6	2
A. Savea	3	240	1	33	190	0	9	20	1	2	36	4	0	1	1	2	0	0
T. Lomax	1	34	0	4	8	0	1	0	0	0	2	1	0	1	0	0	0	0
J. Barrett	3	228	0	16	78	0	3	28	1	4	32	10	1	4	11	383	0	0
R. Ioane	3	240	0	13	98	0	0	5	0	3	11	2	0	1	0	0	0	0
F. Christie	3	160	0	5	4	0	0	121	1	2	16	6	0	0	21	403	0	0
S. Reece	2	128	2	13	115	1	3	9	2	2	10	1	2	3	3	119	0	0
S. Taukei'aho	3	106	3	23	105	0	4	2	0	0	19	1	0	0	0	0	0	0
W. Jordan	3	230	1	19	163	3	6	13	2	8	11	3	3	2	4	96	0	0
D. Kirifi	2	100	0	8	46	0	1	3	0	0	19	3	1	2	0	0	0	0
B. Proctor	3	190	1	12	89	0	2	10	0	3	19	2	1	3	3	153	0	0
O. Norris	1	30	0	3	17	0	0	0	0	0	5	1	0	1	0	0	0	0
Q. Tupaea	2	40	1	2	18	0	2	1	0	0	5	2	0	0	0	0	0	0
E. de Groot	3	132	0	6	33	0	0	6	0	0	28	3	1	1	0	0	1	0
P. Tosi	2	54	0	3	17	0	0	2	0	0	9	3	0	0	0	0	0	0
E. Narawa	1	6	1	1	26	1	2	0	0	0	0	0	0	0	0	0	0	0
F. Newell	3	152	1	13	83	0	4	3	0	0	27	5	1	1	0	0	0	0
S. Finau	1	9	0	1	7	0	0	0	0	0	0	0	0	0	0	0	0	0
T. Williams	2	79	0	5	28	0	0	3	0	1	8	0	0	0	0	0	1	0
S. Parker	2	120	0	7	73	1	2	1	0	0	35	3	3	1	0	0	0	0
T. Vaa'i	3	229	0	9	42	0	2	21	1	3	33	10	2	4	0	0	10	2
J. Lord	1	11	0	1	5	0	0	2	0	0	2	0	0	0	0	0	1	1
C. Ratima	2	68	1	5	32	0	2	46	1	2	12	0	0	0	7	159	0	0
F. Holland	3	152	0	8	37	0	1	10	0	1	35	6	3	1	0	0	15	0
W. Sititi	2	88	0	16	90	0	3	6	1	2	15	1	2	0	0	0	2	0
K. Preston	1	12	0	1	0	0	0	5	0	1	2	1	0	0	1	14	0	0

Player Data - South Africa

The Rugby Championship - Since 01/01/2025

	Games	Minutes Played	Tries	Ball Carries	Carry Metres	Line Breaks	Defenders Beaten	Passes	Offloads	Turnover Con	Successful Tackles	Missed Tackles	Dominant Tackles	Penalties Conceded	Kicks	Kicking Metres	Lineout Takes	Lineout Steals
L. de Jager	3	110	0	15	70	0	0	12	0	0	19	2	3	2	0	0	6	1
H. Pollard	2	144	0	15	71	0	2	24	2	2	7	5	0	0	18	481	0	0
D. de Allende	2	154	0	18	100	0	2	10	1	0	26	3	0	0	3	53	0	0
W. le Roux	1	48	0	1	2	0	0	2	0	0	1	1	0	0	2	81	0	0
E. Etzebeth	3	195	1	24	119	1	2	25	4	5	33	2	5	3	0	0	9	1
C. Reinach	3	64	1	9	38	1	3	54	0	2	3	1	0	0	7	198	0	0
O. Nche	3	198	0	15	84	0	2	8	0	1	19	2	3	1	0	0	0	0
W. Louw	3	94	0	1	4	0	0	4	0	0	9	1	0	0	0	0	0	0
A. Esterhuizen	2	93	1	11	121	2	2	10	2	2	11	2	1	0	0	0	0	0
M. Marx	3	205	1	18	77	0	2	7	0	1	20	5	1	2	1	36	0	0
J. Kriel	3	240	0	19	152	2	7	12	1	1	18	6	3	2	2	73	0	0
S. Kolisi	2	101	1	9	76	1	3	3	1	0	11	0	3	1	0	0	1	0
C. Kolbe	2	160	0	13	95	1	5	4	0	3	10	4	2	0	6	181	0	0
T. du Toit	2	125	0	8	35	0	1	2	1	0	14	2	0	1	0	0	0	0
B. Mbonambi	1	21	0	0	0	0	0	0	0	0	1	0	0	0	0	0	0	0
F. Mostert	2	102	0	4	17	0	0	7	0	0	12	4	2	0	0	0	3	0
K. Smith	3	145	1	14	86	0	7	5	0	1	21	1	2	3	0	0	1	0
P. du Toit	2	160	0	25	133	1	1	10	3	1	17	4	1	2	0	0	5	2
R. Snyman	1	45	0	3	11	0	0	6	0	2	4	1	1	0	0	0	4	0
M. van Staden	3	223	0	30	173	1	4	4	0	3	20	8	1	7	0	0	0	0
K. Arendse	1	67	1	8	61	3	0	3	0	2	2	0	1	0	0	0	0	0
E. van der Merwe	1	59	0	8	58	1	3	4	0	1	1	2	0	1	0	0	0	0
D. Willemse	1	29	0	3	24	1	4	6	1	2	1	1	0	0	1	27	0	0
M. Libbok	1	80	0	3	25	0	0	36	0	2	8	5	0	1	4	85	0	0
M. van der Merwe	1	2	0	0	0	0	0	0	0	0	0	1	0	0	0	0	0	0
B. Venter	3	42	0	6	22	0	0	2	0	0	4	3	0	0	0	0	0	0
R. Nortje	2	95	0	3	20	0	0	5	0	1	14	5	2	0	0	0	3	1
A. Ntlabakanye	1	21	0	1	2	0	0	0	0	0	4	2	0	0	0	0	0	0
G. Williams	3	189	0	15	56	1	3	150	3	2	17	0	1	0	28	552	2	0
A. Fassi	2	130	0	17	133	2	4	8	1	3	1	2	0	1	8	140	0	0
S. Feinberg-Mngomezulu	2	58	0	8	51	1	1	7	2	1	3	0	0	2	2	29	0	0
J. Wessels	1	12	0	2	5	0	0	2	0	0	2	0	1	0	0	0	0	0
C. Moodie	3	155	1	4	39	1	1	2	1	5	10	5	2	0	2	19	0	0
E. Hooker	1	21	0	0	0	0	0	0	0	0	0	1	0	0	0	0	0	0

Player Rankings - Points

The Rugby Championship - Since 01/01/2025

Points			Games	Points	Minutes	Pens	Conv	Drop Goals	Tries
1	S. Carreras	Argentina	3	24	170	6	3.0	0	0.0
2	J. O'Connor	Australia	3	19	183	1	8.0	0	0.0
3	H. Pollard	South Africa	2	18	144	4	3.0	0	0.0
4	T. Albornoz	Argentina	2	17	94	2	3.0	0	1.0
5	S. Taukei'aho	New Zealand	3	15	106	0	0.0	0	3.0
5	J. Suaalii	Australia	3	15	201	0	0.0	0	3.0
7	B. Barrett	New Zealand	3	14	216	2	4.0	0	0.0
8	D. McKenzie	New Zealand	3	12	123	2	3.0	0	0.0
9	S. Reece	New Zealand	2	10	128	0	0.0	0	2.0
9	H. Wilson	Australia	2	10	145	0	0.0	0	2.0
9	M. Jorgensen	Australia	3	10	240	0	0.0	0	2.0

Goal Kicking			Games	Minutes	Goals	Misses	Pens	Pens Missed	Conv	Conv Missed	Goal Kicking %
1	J. O'Connor	Australia	3	183	9.0	5.0	1	2.0	8.0	3.0	64.3%
1	S. Carreras	Argentina	3	170	9.0	1.0	6	0.0	3.0	1.0	90.0%
3	H. Pollard	South Africa	2	144	7.0	1.0	4	1.0	3.0	0.0	87.5%
4	B. Barrett	New Zealand	3	216	6.0	5.0	2	1.0	4.0	4.0	54.5%
5	D. McKenzie	New Zealand	3	123	5.0	0.0	2	0.0	3.0	0.0	100.0%
5	T. Albornoz	Argentina	2	94	5.0	2.0	2	2.0	3.0	0.0	71.4%
7	M. Libbok	South Africa	1	80	3.0	1.0	1	0.0	2.0	1.0	75.0%
8	J. Mallia	Argentina	3	240	2.0	0.0	2	0.0	0.0	0.0	100.0%
8	S. Feinberg-Mngomezulu	South Africa	2	58	2.0	0.0	0	0.0	2.0	0.0	100.0%
8	T. Lynagh	Australia	1	57	2.0	0.0	0	0.0	2.0	0.0	100.0%

New Zealand

South Africa

Player Rankings - Tries

The Rugby Championship - All Seasons

Try						
			Games	Minutes Played	Tries	Tries / 80
1	S. Taukei'aho	New Zealand	3	106	3	2.3
1	J. Suaalii	Australia	3	201	3	1.2
3	S. Reece	New Zealand	2	128	2	1.3
3	H. Wilson	Australia	2	145	2	1.1
3	M. Jorgensen	Australia	3	240	2	0.7
6	N. White	Australia	3	126	1	0.6
6	E. Etzebeth	South Africa	3	195	1	0.4
6	C. Reinach	South Africa	3	64	1	1.3
6	A. Esterhuizen	South Africa	2	93	1	0.9
6	M. Marx	South Africa	3	205	1	0.4
6	S. Kolisi	South Africa	2	101	1	0.8
6	K. Smith	South Africa	3	145	1	0.6
6	A. Savea	New Zealand	3	240	1	0.3
6	B. Paanga-Amosa	Australia	3	50	1	1.6
6	T. Wright	Australia	2	84	1	1.0
6	K. Arendse	South Africa	1	67	1	1.2
6	B. Delguy	Argentina	3	231	1	0.3
6	D. Pietsch	Australia	1	32	1	2.5
6	W. Jordan	New Zealand	3	230	1	0.3
6	T. Albornoz	Argentina	2	94	1	0.9

Try Assists

Try Assists						
			Games	Minutes Played	Try Assists	Try Assists / 80
1	L. Ikitau	Australia	3	222	4	1.4
2	B. Barrett	New Zealand	3	216	2	0.7
2	W. Jordan	New Zealand	3	230	2	0.7
4	J. O'Connor	Australia	3	183	1	0.4
4	N. White	Australia	3	126	1	0.6
4	H. Pollard	South Africa	2	144	1	0.6
4	P. du Toit	South Africa	2	160	1	0.5
4	A. Savea	New Zealand	3	240	1	0.3
4	T. Wright	Australia	2	84	1	1.0
4	J. Mallia	Argentina	3	240	1	0.3
4	F. Christie	New Zealand	3	160	1	0.5
4	G. Garcia	Argentina	3	188	1	0.4
4	S. Carreras	Argentina	3	170	1	0.5
4	G. Williams	South Africa	3	189	1	0.4
4	A. Fassi	South Africa	2	130	1	0.6
4	S. Chocobares	Argentina	3	228	1	0.4
4	A. Bell	Australia	3	111	1	0.7
4	C. Ratima	New Zealand	2	68	1	1.2
4	W. Sititi	New Zealand	2	88	1	0.9

New Zealand

South Africa

Player Rankings - Carries

The Rugby Championship - All Seasons

Carries

			Games	Total
1	L. Ikitau	Australia	3	36
2	A. Savea	New Zealand	3	33
3	P. Matera	Argentina	3	32
4	J. Mallia	Argentina	3	30
4	M. van Staden	South Africa	3	30
6	P. du Toit	South Africa	2	25
6	B. Delguy	Argentina	3	25
6	S. Chocobares	Argentina	3	25
9	E. Etzebeth	South Africa	3	24
9	G. Garcia	Argentina	3	24
9	J. Oviedo	Argentina	3	24

			Minutes	Per 80*
1	S. Taukei'aho	New Zealand	106	17.4
2	A. Bell	Australia	111	16.6
3	W. Sititi	New Zealand	88	14.5
4	T. Albornoz	Argentina	94	14.5
5	L. Ikitau	Australia	222	13.0
6	P. du Toit	South Africa	160	12.5
7	M. Carreras	Argentina	149	12.3
8	J. Oviedo	Argentina	156	12.3
9	P. Matera	Argentina	210	12.2
10	R. Valetini	Australia	141	11.3

Metres

			Games	Total
1	J. Mallia	Argentina	3	259
2	B. Delguy	Argentina	3	224
3	S. Chocobares	Argentina	3	212
4	M. Carreras	Argentina	2	206
5	M. Jorgensen	Australia	3	195
6	A. Savea	New Zealand	3	190
7	A. Kellaway	Australia	3	182
8	P. Matera	Argentina	3	178
9	M. van Staden	South Africa	3	173
10	W. Jordan	New Zealand	3	163

			Minutes	Per 80*
1	T. Albornoz	Argentina	94	127.4
2	T. Wright	Australia	84	116.2
3	M. Carreras	Argentina	149	110.7
4	A. Esterhuizen	South Africa	93	103.8
5	J. Mallia	Argentina	240	86.3
6	A. Fassi	South Africa	130	81.9
7	W. Sititi	New Zealand	88	81.5
8	S. Taukei'aho	New Zealand	106	79.2
9	B. Delguy	Argentina	231	77.6
10	S. Chocobares	Argentina	228	74.4

Defenders Beaten

			Games	Total
1	L. Cinti	Argentina	3	12
2	T. Albornoz	Argentina	2	10
2	M. Jorgensen	Australia	3	10
4	A. Savea	New Zealand	3	9
4	L. Ikitau	Australia	3	9
6	B. Delguy	Argentina	3	8
6	C. Toole	Australia	2	8
8	J. O'Connor	Australia	3	7
8	J. Kriel	South Africa	3	7
8	K. Smith	South Africa	3	7
8	H. Wilson	Australia	2	7
8	T. McDermott	Australia	3	7
8	S. Chocobares	Argentina	3	7
8	J. Gonzalez	Argentina	3	7

			Minutes	Per 80*
1	T. Albornoz	Argentina	94	8.5
2	T. Wright	Australia	84	5.7
3	L. Cinti	Argentina	201	4.8
4	T. McDermott	Australia	132	4.2
5	C. Toole	Australia	160	4.0
6	D. McKenzie	New Zealand	123	3.9
7	K. Smith	South Africa	145	3.9
7	H. Wilson	Australia	145	3.9
9	M. Jorgensen	Australia	240	3.3
10	L. Ikitau	Australia	222	3.2

New Zealand

South Africa

*Minimum 80 minutes played

Player Rankings - Passing

The Rugby Championship - All Seasons

Passes

			Games	Total
1	G. Garcia	Argentina	3	181
2	G. Williams	South Africa	3	150
3	F. Christie	New Zealand	3	121
4	N. White	Australia	3	105
5	T. McDermott	Australia	3	98
6	C. Reinach	South Africa	3	54
7	J. O'Connor	Australia	3	52
8	C. Ratima	New Zealand	2	46
9	B. Barrett	New Zealand	3	45
10	J. Mallia	Argentina	3	39
10	S. Carreras	Argentina	3	39

			Minutes	Per 80*
1	G. Garcia	Argentina	188	77.0
2	N. White	Australia	126	66.7
3	G. Williams	South Africa	189	63.5
4	F. Christie	New Zealand	160	60.5
5	T. McDermott	Australia	132	59.4
6	M. Libbok	South Africa	80	36.0
7	J. O'Connor	Australia	183	22.7
8	T. Albornoz	Argentina	94	21.3
9	S. Carreras	Argentina	170	18.4
10	B. Barrett	New Zealand	216	16.7

Passing Accuracy %**

			Total	%
1	T. McDermott	Australia	98	100.0%
2	C. Reinach	South Africa	54	98.1%
3	N. White	Australia	105	98.1%
4	G. Garcia	Argentina	181	96.7%
5	G. Williams	South Africa	150	96.0%
6	F. Christie	New Zealand	121	95.9%
7	J. O'Connor	Australia	52	80.8%

			Minutes	%*
1	T. McDermott	Australia	132	100.0%
2	N. White	Australia	126	98.1%
3	G. Garcia	Argentina	188	96.7%
4	G. Williams	South Africa	189	96.0%
5	F. Christie	New Zealand	160	95.9%
6	J. O'Connor	Australia	183	80.8%

Offloads

			Games	Total
1	J. O'Connor	Australia	3	4
1	E. Etzebeth	South Africa	3	4
3	P. du Toit	South Africa	2	3
3	B. Delguy	Argentina	3	3
3	G. Williams	South Africa	3	3
6	P. Matera	Argentina	3	2
6	H. Pollard	South Africa	2	2
6	S. Barrett	New Zealand	3	2
6	A. Esterhuizen	South Africa	2	2
6	J. Mallia	Argentina	3	2
6	S. Reece	New Zealand	2	2
6	H. Wilson	Australia	2	2
6	L. Ikitau	Australia	3	2
6	W. Jordan	New Zealand	3	2
6	T. Albornoz	Argentina	2	2
6	L. Cinti	Argentina	3	2
6	J. Gonzalez	Argentina	3	2
6	S. Feinberg-Mngo..	South Africa	2	2
6	J. Oviedo	Argentina	3	2
6	J. Suaalii	Australia	3	2

			Minutes	Per 80*
1	J. O'Connor	Australia	183	1.7
2	A. Esterhuizen	South Africa	93	1.7
3	T. Albornoz	Argentina	94	1.7
4	E. Etzebeth	South Africa	195	1.6
5	P. du Toit	South Africa	160	1.5
6	G. Williams	South Africa	189	1.3
7	S. Reece	New Zealand	128	1.3
8	H. Pollard	South Africa	144	1.1
9	H. Wilson	Australia	145	1.1
10	B. Delguy	Argentina	231	1.0

■ New Zealand

■ South Africa

*Minimum 80 minutes played **Minimum 50 Passes

Player Rankings - Kicks

The Rugby Championship - All Seasons

Kicks in Play

			Games	Total
1	G. Williams	South Africa	3	28
2	T. McDermott	Australia	3	24
3	B. Barrett	New Zealand	3	23
4	N. White	Australia	3	21
4	F. Christie	New Zealand	3	21
4	G. Garcia	Argentina	3	21
7	H. Pollard	South Africa	2	18
8	J. Barrett	New Zealand	3	11
8	S. Carreras	Argentina	3	11
10	T. Albornoz	Argentina	2	10

			Minutes	Per 80*
1	T. McDermott	Australia	132	14.5
2	N. White	Australia	126	13.3
3	G. Williams	South Africa	189	11.9
4	F. Christie	New Zealand	160	10.5
5	H. Pollard	South Africa	144	10.0
6	G. Garcia	Argentina	188	8.9
7	B. Barrett	New Zealand	216	8.5
8	T. Albornoz	Argentina	94	8.5
9	S. Carreras	Argentina	170	5.2
10	A. Fassi	South Africa	130	4.9

Kicking Metres

			Games	Total
1	B. Barrett	New Zealand	3	782
2	G. Williams	South Africa	3	552
3	H. Pollard	South Africa	2	481
4	T. McDermott	Australia	3	450
5	S. Carreras	Argentina	3	447
6	N. White	Australia	3	426
7	F. Christie	New Zealand	3	403
8	G. Garcia	Argentina	3	388
9	J. Barrett	New Zealand	3	383
10	T. Lynagh	Australia	1	290

			Minutes	Per 80*
1	A. Lienert-Brown	New Zealand	1	522.3
2	G. Prisciantelli	Argentina	1	504.0
3	T. Lynagh	Australia	1	406.9
4	B. Barrett	New Zealand	3	289.7
5	T. McDermott	Australia	3	273.0
6	N. White	Australia	3	270.7
7	H. Pollard	South Africa	2	266.9
8	C. Reinach	South Africa	3	247.0
9	G. Williams	South Africa	3	233.6
10	S. Carreras	Argentina	3	210.4

Metres / Kicks in Play**

			Games	Avg*
1	Santiago Carreras	Argentina	3	40.6
2	Jordie Barrett	New Zealand	3	34.8
3	Beauden Barrett	New Zealand	3	34.0
4	James O'Connor	Australia	3	32.0
5	Damian McKenzie	New Zealand	3	31.0
6	Cheslin Kolbe	South Africa	2	30.2
7	Handre Pollard	South Africa	2	26.7
8	Tomas Albornoz	Argentina	2	24.6
9	Juan Cruz Mallia	Argentina	3	21.9
10	Tom Wright	Australia	2	21.3

■ New Zealand

■ South Africa

*Minimum 80 minutes played **Minimum 2 Kicks / 80min

Player Rankings - Lineouts

The Rugby Championship - All Seasons

Lineouts Won (inc. steals)

			Games	Total
1	N. Frost	Australia	3	15
1	F. Holland	New Zealand	3	15
3	T. Vaa'i	New Zealand	3	12
4	J. Gonzalez	Argentina	3	11
5	E. Etzebeth	South Africa	3	10
5	H. Wilson	Australia	2	10
5	T. Hooper	Australia	3	10
8	S. Barrett	New Zealand	3	8
9	L. de Jager	South Africa	3	7
9	P. du Toit	South Africa	2	7

			Minutes	Per 80*
1	F. Holland	New Zealand	152	7.9
2	H. Wilson	Australia	145	5.5
3	N. Frost	Australia	221	5.4
4	L. de Jager	South Africa	110	5.1
5	J. Gonzalez	Argentina	190	4.6
6	T. Vaa'i	New Zealand	229	4.2
7	E. Etzebeth	South Africa	195	4.1
8	P. du Toit	South Africa	160	3.5
9	T. Hooper	Australia	235	3.4
10	R. Nortje	South Africa	95	3.4

Lineout Steals

			Games	Total
1	N. Frost	Australia	3	3
2	S. Barrett	New Zealand	3	2
2	P. du Toit	South Africa	2	2
2	T. Vaa'i	New Zealand	3	2
5	L. de Jager	South Africa	3	1
5	E. Etzebeth	South Africa	3	1
5	P. Tuipulotu	New Zealand	1	1
5	F. Molina	Argentina	3	1
5	H. Wilson	Australia	2	1
5	R. Nortje	South Africa	2	1
5	J. Lord	New Zealand	1	1

			Minutes	Per 80*
1	N. Frost	Australia	221	1.1
2	P. du Toit	South Africa	160	1.0
3	R. Nortje	South Africa	95	0.8
4	S. Barrett	New Zealand	215	0.7
5	L. de Jager	South Africa	110	0.7
6	T. Vaa'i	New Zealand	229	0.7
7	F. Molina	Argentina	135	0.6
8	H. Wilson	Australia	145	0.6
9	E. Etzebeth	South Africa	195	0.4

Own Lineouts Won

			Games	Total
1	N. Frost	Australia	3	12
2	T. Vaa'i	New Zealand	3	10
3	E. Etzebeth	South Africa	3	9
3	H. Wilson	Australia	2	9
7	P. du Toit	South Africa	2	5
8	R. Nortje	South Africa	2	3
9	P. Tuipulotu	New Zealand	1	2
9	F. Molina	Argentina	3	2

			Minutes	Per 80*
1	H. Wilson	Australia	145	5.0
2	L. de Jager	South Africa	110	4.4
3	N. Frost	Australia	221	4.3
4	E. Etzebeth	South Africa	195	3.7
5	T. Vaa'i	New Zealand	229	3.5
6	R. Nortje	South Africa	95	2.5
7	P. du Toit	South Africa	160	2.5
8	S. Barrett	New Zealand	215	2.2
9	F. Molina	Argentina	135	1.2

■ New Zealand

■ South Africa

*Minimum 80 minutes played

Player Rankings - Tackles & Turnovers

The Rugby Championship - All Seasons

Successful Tackles

			Games	Total
1	M. Kremer	Argentina	3	47
1	F. McReight	Australia	3	47
3	S. Barrett	New Zealand	3	43
4	P. Rubiolo	Argentina	3	41
5	A. Savea	New Zealand	3	36
6	S. Parker	New Zealand	2	35
6	F. Holland	New Zealand	3	35
8	J. Montoya	Argentina	3	34
9	E. Etzebeth	South Africa	3	33
9	T. Vaa'i	New Zealand	3	33
9	B. Pollard	Australia	3	33

			Minutes	Per 80*
1	S. Parker	New Zealand	120	23.3
2	M. Kremer	Argentina	164	22.9
3	F. Holland	New Zealand	152	18.4
4	E. de Groot	New Zealand	132	17.0
5	S. Barrett	New Zealand	215	16.0
6	F. McReight	Australia	240	15.7
7	D. Kirifi	New Zealand	100	15.2
8	J. Oviedo	Argentina	156	14.9
9	S. Taukei'aho	New Zealand	106	14.3
10	F. Newell	New Zealand	152	14.2

Dominant Tackles

			Games	Total
1	E. Etzebeth	South Africa	3	5
2	L. de Jager	South Africa	3	3
2	N. Tetaz Chaparro	Argentina	2	3
2	S. Barrett	New Zealand	3	3
2	O. Nche	South Africa	3	3
2	J. Kriel	South Africa	3	3
2	S. Kolisi	South Africa	2	3
2	W. Jordan	New Zealand	3	3
2	M. Vivas	Argentina	3	3
2	S. Parker	New Zealand	2	3
2	F. Holland	New Zealand	3	3

			Minutes	Per 80*
1	S. Kolisi	South Africa	101	2.4
2	L. de Jager	South Africa	110	2.2
3	E. Etzebeth	South Africa	195	2.1
4	S. Parker	New Zealand	120	2.0
5	W. Sititi	New Zealand	88	1.8
6	R. Nortje	South Africa	95	1.7
7	M. Vivas	Argentina	144	1.7
8	F. Holland	New Zealand	152	1.6
9	F. Mostert	South Africa	102	1.6
10	J. Sclavi	Argentina	118	1.4

Turnovers Won

			Games	Total
1	A. Savea	New Zealand	3	4
2	P. Matera	Argentina	3	3
2	S. Barrett	New Zealand	3	3
2	F. McReight	Australia	3	3
2	N. Frost	Australia	3	3
2	T. Vaa'i	New Zealand	3	3
7	P. du Toit	South Africa	2	2
7	M. van Staden	South Africa	3	2
7	H. Wilson	Australia	2	2
7	W. Jordan	New Zealand	3	2
7	T. Hooper	Australia	3	2

			Minutes	Per 80*
1	A. Savea	New Zealand	240	1.3
2	P. Matera	Argentina	210	1.1
3	S. Barrett	New Zealand	215	1.1
4	H. Wilson	Australia	145	1.1
5	N. Frost	Australia	221	1.1
6	T. Vaa'i	New Zealand	229	1.0
7	P. du Toit	South Africa	160	1.0
7	F. McReight	Australia	240	1.0
9	R. Nortje	South Africa	95	0.8
10	S. Taukei'aho	New Zealand	106	0.8

■ New Zealand

■ South Africa

*Minimum 80 minutes played

Player Rankings - Discipline

The Rugby Championship - All Seasons

Pens Conceded

			Games	Total
1	M. van Staden	South Africa	3	7
2	P. Matera	Argentina	3	5
3	J. Barrett	New Zealand	3	4
3	J. Gonzalez	Argentina	3	4
3	T. Vaa'i	New Zealand	3	4
6	E. Etzebeth	South Africa	3	3
6	K. Smith	South Africa	3	3
6	T. Tupou	Australia	3	3
6	S. Reece	New Zealand	2	3
6	J. Sclavi	Argentina	3	3
6	B. Proctor	New Zealand	3	3
6	L. Cinti	Argentina	3	3
6	P. Delgado	Argentina	2	3

			Minutes	Per 80*
1	P. Delgado	Argentina	92	2.6
2	M. van Staden	South Africa	223	2.5
3	J. Sclavi	Argentina	118	2.0
4	P. Matera	Argentina	210	1.9
5	S. Reece	New Zealand	128	1.9
6	T. Tupou	Australia	134	1.8
7	T. Robertson	Australia	90	1.8
8	J. Gonzalez	Argentina	190	1.7
9	K. Smith	South Africa	145	1.7
10	D. Kirifi	New Zealand	100	1.6

Cards

			Games	Yellows
1	A. Lienert-Brown	New Zealand	1	1
1	K. Smith	South Africa	3	1
1	S. Reece	New Zealand	2	1
1	W. Jordan	New Zealand	3	1
1	M. Vivas	Argentina	3	1
1	B. Proctor	New Zealand	3	1
1	A. Fassi	South Africa	2	1
1	M. Carreras	Argentina	2	1
1	T. Vaa'i	New Zealand	3	1

			Games	Reds
--	--	--	-------	------

■ New Zealand

■ South Africa

*Minimum 80 minutes played